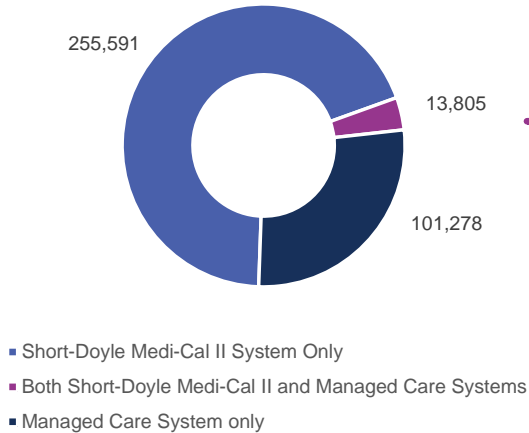


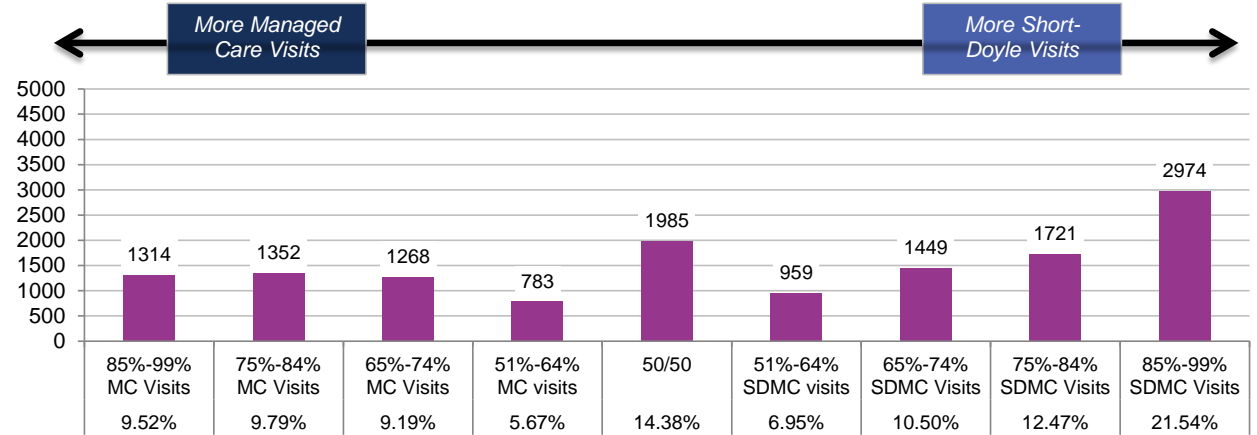
Adults Older Than 20 Receiving Psychosocial Services Statewide by Fiscal Year as of 5/1/2019



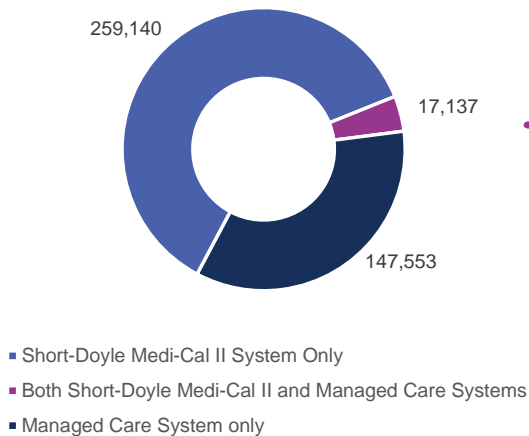
Unique Count of Adults Older Than 20 Receiving Psychosocial Services
FY 2014-2015, By DHCS Health Care Delivery System



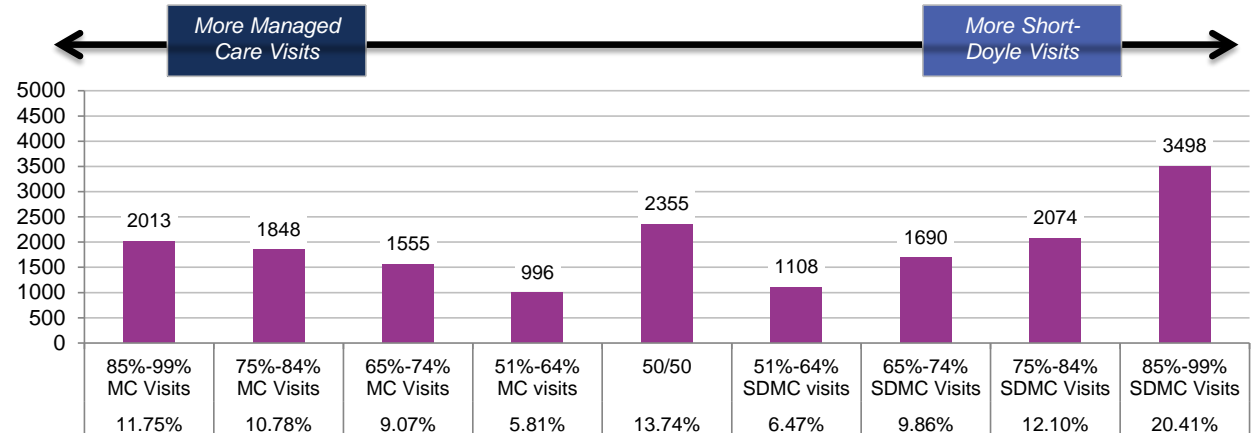
Unique Count of Adults Older Than 20 Receiving Psychosocial Services in Short-Doyle II and Managed Care Systems in the Same FY
FY 2014-2015, n = 13,805



Unique Count of Adults Older Than 20 Receiving Psychosocial Services
FY 2015-2016, By DHCS Health Care Delivery System



Unique Count of Adults Older Than 20 Receiving Psychosocial Services in Short-Doyle II and Managed Care Systems in the Same FY
FY 2015-2016, n = 17,137

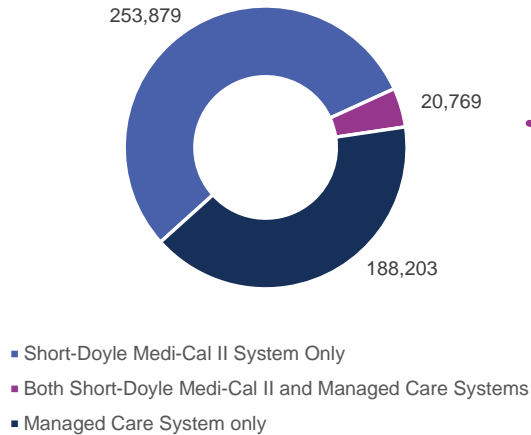


Please note: The purpose of this report is to serve as a proxy for tracking mental health referrals between the Short-Doyle II and Managed Care systems.

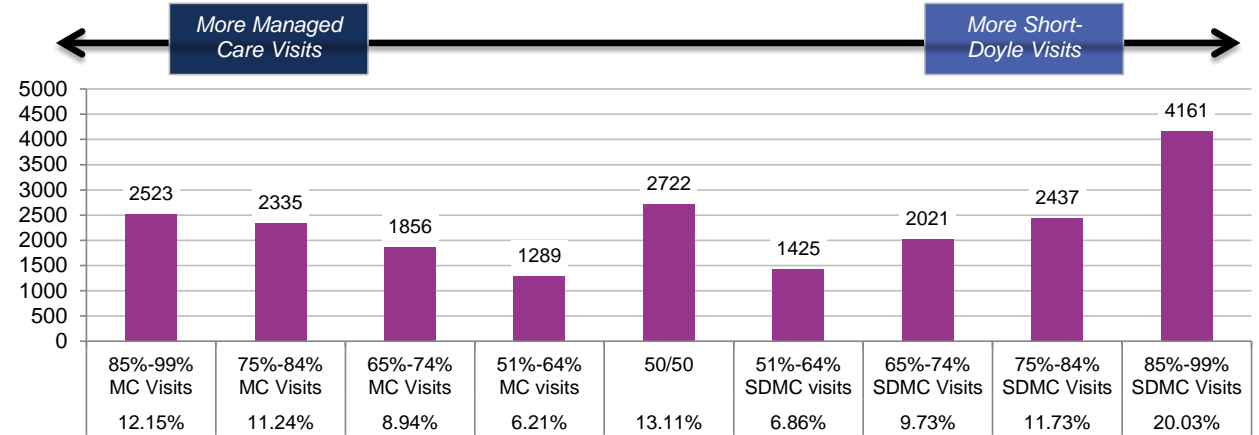
Adults Older Than 20 Receiving Psychosocial Services Statewide by Fiscal Year as of 5/1/2019



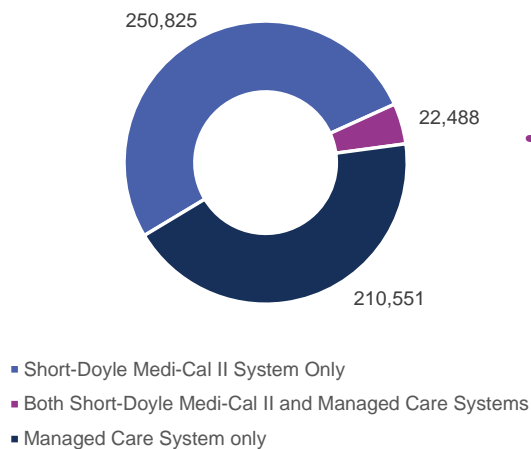
Unique Count of Adults Older Than 20 Receiving Psychosocial Services
FY 2016-2017, By DHCS Health Care Delivery System



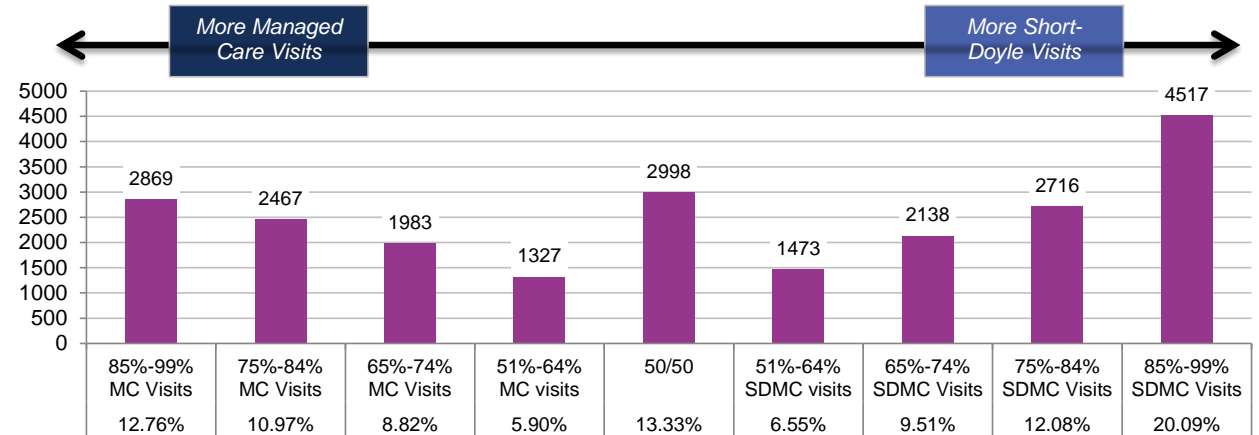
Unique Count of Adults Older Than 20 Receiving Psychosocial Services in Short-Doyle II and Managed Care Systems in the Same FY
FY 2016-2017, n = 20,769



Unique Count of Adults Older Than 20 Receiving Psychosocial Services
FY 2017-2018, By DHCS Health Care Delivery System



Unique Count of Adults Older Than 20 Receiving Psychosocial Services in Short-Doyle II and Managed Care Systems in the Same FY
FY 2017-2018, n = 22,488



Please note: The purpose of this report is to serve as a proxy for tracking mental health referrals between the Short-Doyle II and Managed Care systems.