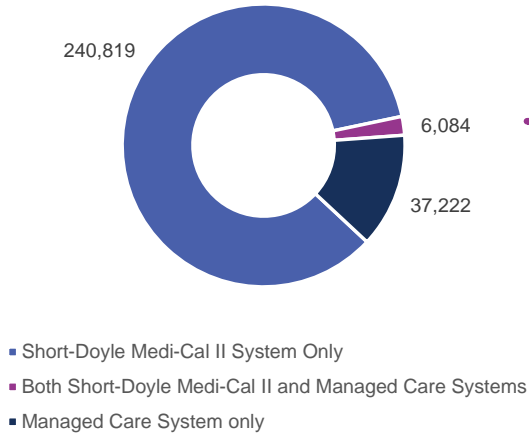


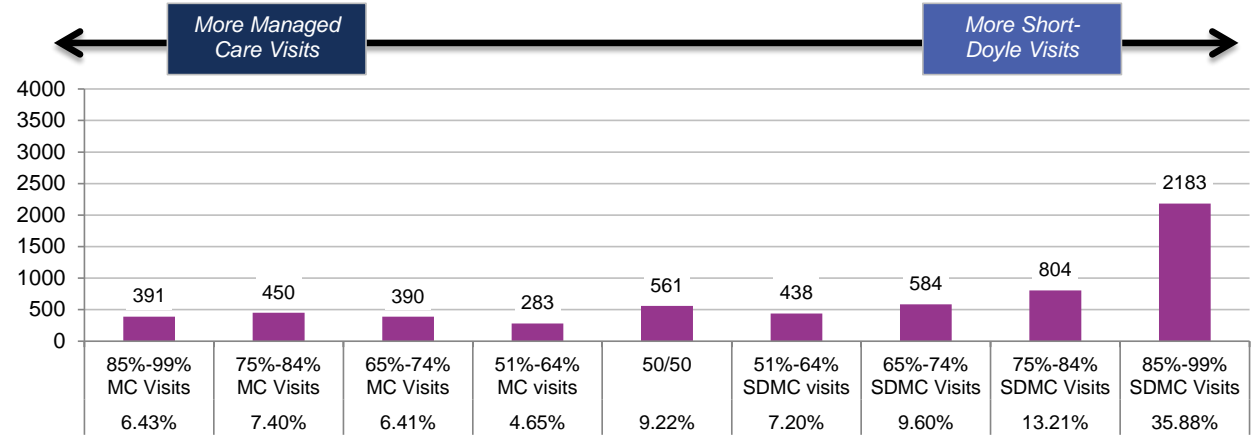
# Youth Under 21 Receiving Psychosocial Services Statewide by Fiscal Year as of 5/1/2019



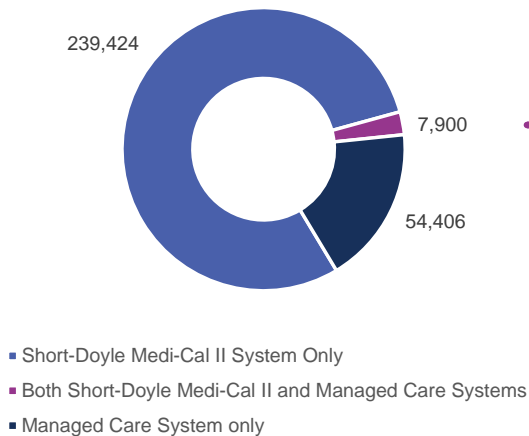
**Unique Count of Youth Under 21 Receiving Psychosocial Services**  
FY 2014-2015, By DHCS Health Care Delivery System



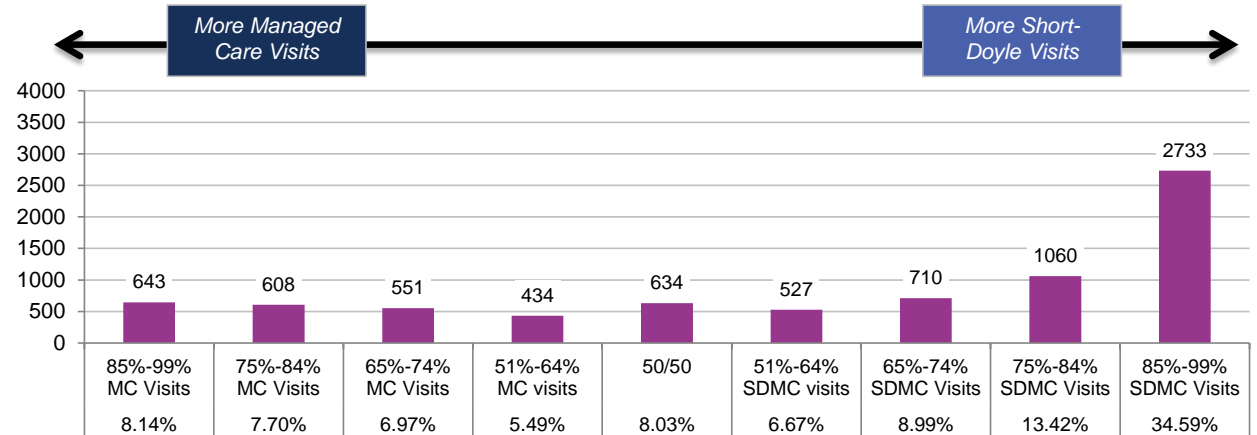
**Unique Count of Youth Under 21 Receiving Psychosocial Services in Short-Doyle II and Managed Care Systems in the Same FY**  
FY 2014-2015, n = 6,084



**Unique Count of Youth Under 21 Receiving Psychosocial Services**  
FY 2015-2016, By DHCS Health Care Delivery System



**Unique Count of Youth Under 21 Receiving Psychosocial Services in Short-Doyle II and Managed Care Systems in the Same FY**  
FY 2015-2016, n = 7,900

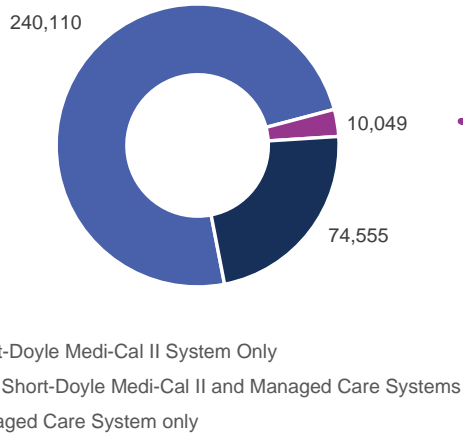


Please note: The purpose of this report is to serve as a proxy for tracking mental health referrals between the Short-Doyle II and Managed Care systems.

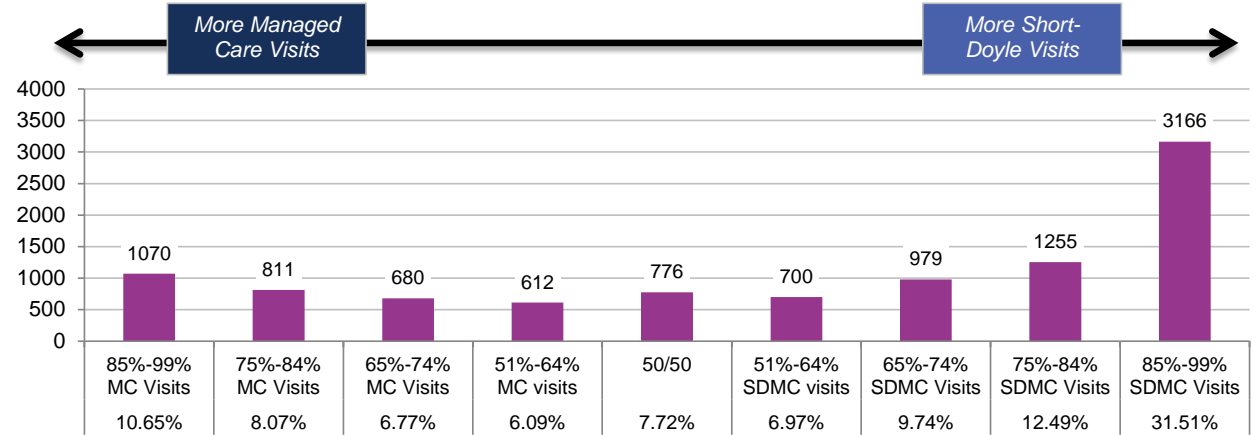
# Youth Under 21 Receiving Psychosocial Services Statewide by Fiscal Year as of 5/1/2019



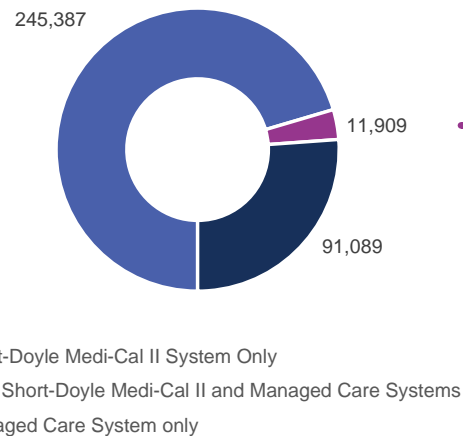
**Unique Count of Youth Under 21 Receiving Psychosocial Services**  
FY 2016-2017, By DHCS Health Care Delivery System



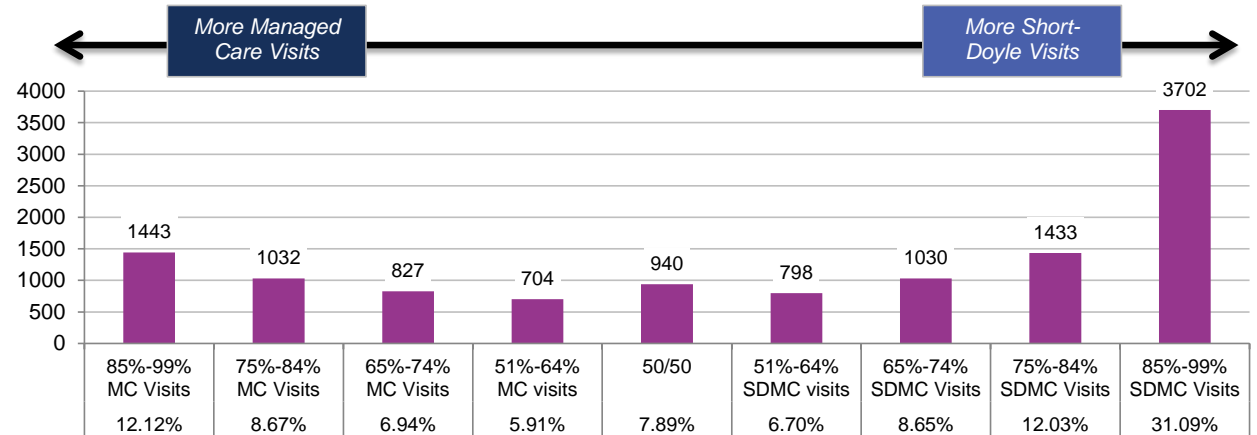
**Unique Count of Youth Under 21 Receiving Psychosocial Services in Short-Doyle II and Managed Care Systems in the Same FY**  
FY 2016-2017, n = 10,049



**Unique Count of Youth Under 21 Receiving Psychosocial Services**  
FY 2017-2018, By DHCS Health Care Delivery System



**Unique Count of Youth Under 21 Receiving Psychosocial Services in Short-Doyle II and Managed Care Systems in the Same FY**  
FY 2017-2018, n = 11,909



Please note: The purpose of this report is to serve as a proxy for tracking mental health referrals between the Short-Doyle II and Managed Care systems.