

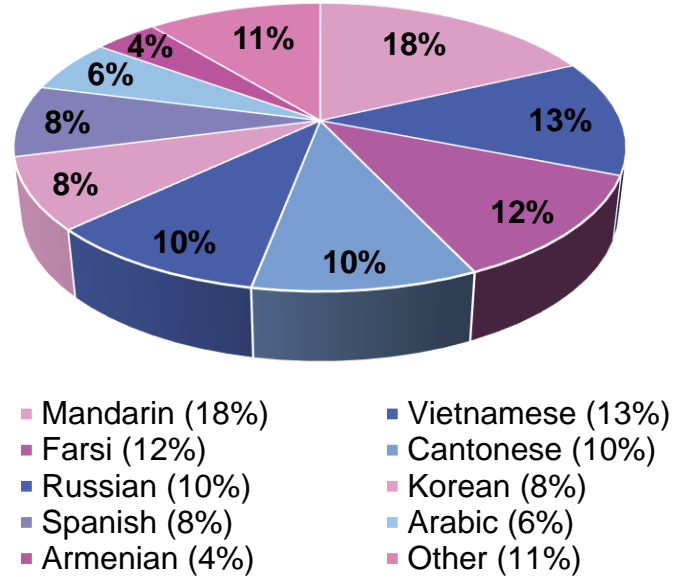


Medi-Cal Dental Services Division Los Angeles County Fact Sheet (November 2020)

Statewide Language Line Service (LLS) Call Volume

125,138 - member calls received from July 2020 to September 2020 in the fee-for-service (FFS) delivery system.

- 114,581 (91.6%) English calls
- 10,557 (8.4%) Spanish calls were handled in house by the dental Administrative Services Organization
- 1,161 LLS calls
 - 39 languages requested
 - 89% of LLS calls are comprised of nine languages as shown in the pie chart
 - 11% are comprised of various other languages



Statewide Provider Enrollment

Delivery System	*Billing Dental Offices	**Rendering Providers
FFS	5,972	11,576
DMC	1,063	1,735

Los Angeles Provider Enrollment

Delivery System	*Billing Dental Offices	**Rendering Providers
FFS	2,222	3,608
DMC	909	1,466

Source: DHCS provider network as of August 2020. Data based on enrollment and not claims submission. Please find data on provider utilization on the California Health and Human Services [Open Data Portal - Dental Utilization by Provider](#).

* Active providers enrolled in Medi-Cal Dental program, excluding safety net clinics (SNC).

** Active rendering providers that have an associated address. A rendering provider can render services at multiple locations/counties.

Case Management

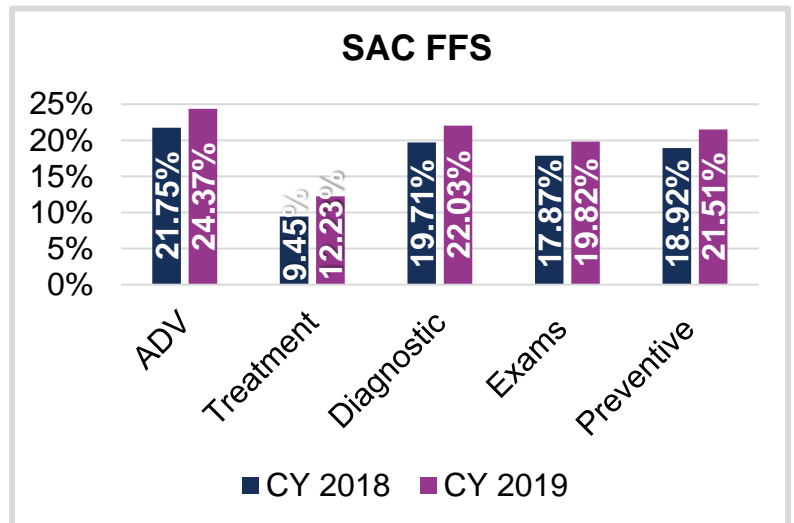
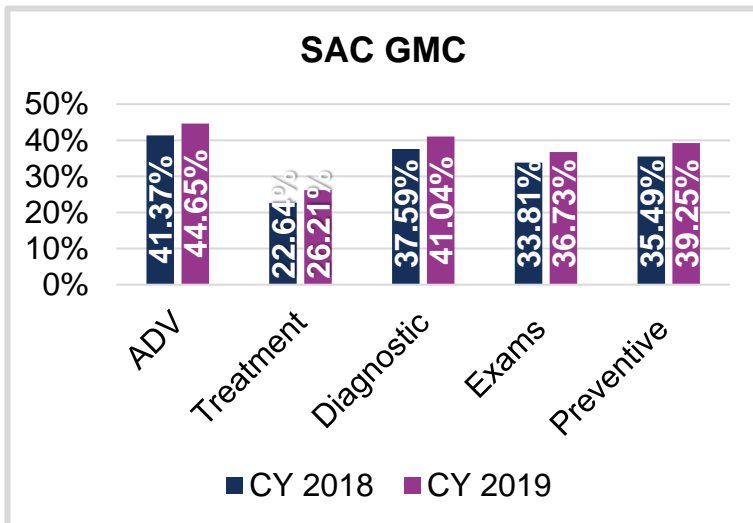
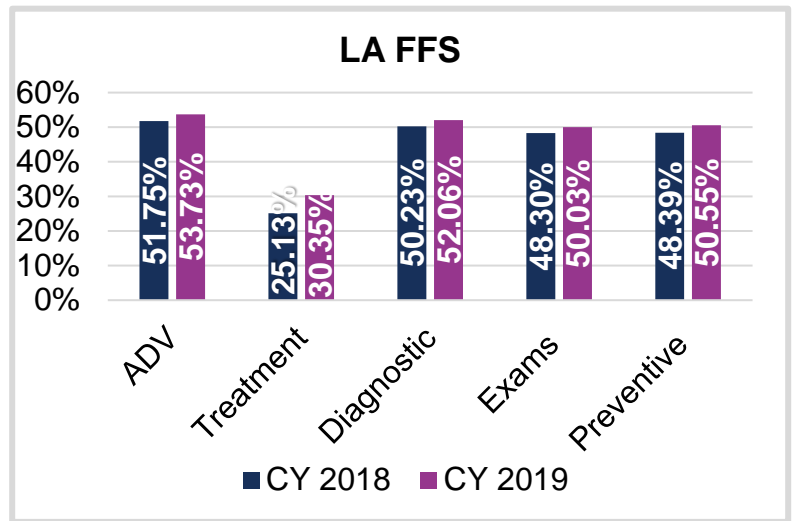
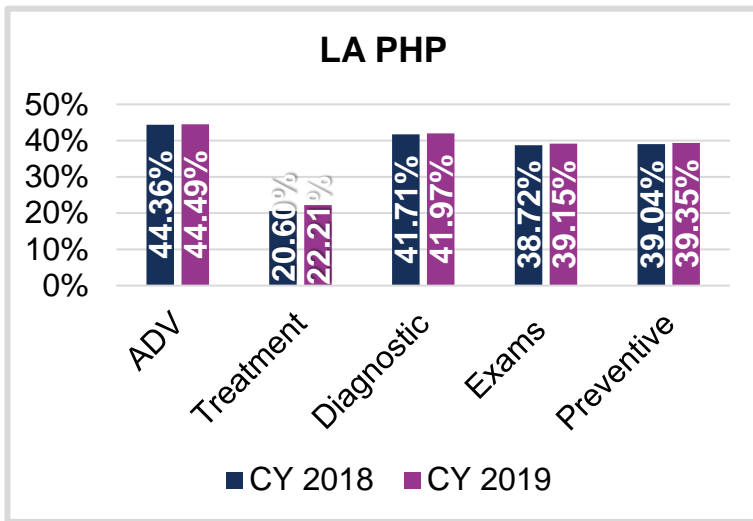
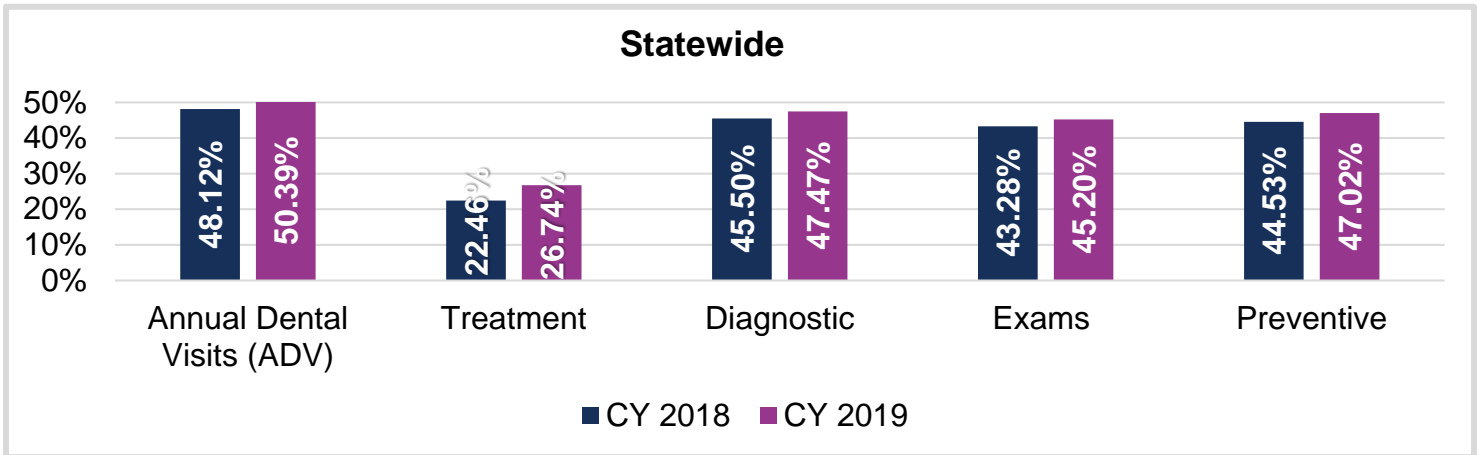
Delivery System	New Case Count
FFS	18

Reporting Period: July 2020 to September 2020 from all counties. Reduced county level data to prevent small numbers from putting individuals at risk of being identified.



Medi-Cal Dental Services Division Los Angeles County Fact Sheet (November 2020)

Utilization in Ages 0-20



Source: DHCS Data Warehouse as of September 2020 and includes SNC encounters. CY 2019 data is preliminary and may change as DHCS receives more claims through CY 2020 for CY 2019 dates of service. Please refer to the [High Level](#), [FFS](#), and [DMC](#) performance measures on the Medi-Cal Dental website for definitions and denominators for CY 2018 and CY 2019.



Medi-Cal Dental Services Division Los Angeles County Fact Sheet (November 2020)

Statewide Top Procedure Counts*: Ages 0-20 in CY 2019

Procedure	CDT	FFS	DMC	Total
Diagnostic	D0230 ^P	8,112,842	305,967	8,418,809
Diagnostic	D0120 ^P	1,947,048	128,839	2,075,887
Diagnostic	D0272 ^P	1,195,114	49,918	1,245,032
Diagnostic	D0350 ^P	876,579	28,708	905,287
Diagnostic	D0220 ^P	690,996	114,260	805,256
Preventive	D1120 ^d	2,690,239	153,531	2,843,770
Preventive	D1208 ^d	1,967,768	88,540	2,056,308
Preventive	D1351 ^d	1,579,931	105,672	1,685,603
Preventive	D1206 ^d	638,248	71,339	709,587
Preventive	D1310 ^d	366,524	58,664	425,188
Treatment	D2150 ^P	593,230	17,068	610,298
Treatment	D7140 ^P	534,054	26,969	561,023
Treatment	D2930 ^P	486,194	21,288	507,482
Treatment	D2392 ^P	450,370	44,005	494,375
Treatment	D9230 ^P	408,147	13,543	421,690
Orthodontic	D8670 ^P	92,848	23,860	116,708
Orthodontic	D8680 ^P	15,144	1,285	16,429
Orthodontic	D8080 ^P	10,955	1,356	12,311
Orthodontic	D8692	1,413	43	1,456
Orthodontic	D8660	0	1,301	1,301

d – Dental Transformation Initiative (DTI)

Within the Medi-Cal 2020 waiver, the DTI represents a critical mechanism to improve dental health for Medi-Cal members ages 0-20.

p – Proposition 56: Under Proposition-56, a specified portion of tobacco tax revenue is allocated to DHCS to use as the nonfederal share of health care expenditures in accordance with the annual state budget process.

LA County Top Procedure Counts: Ages 0-20 in CY 2019

Procedure	CDT	FFS	DMC	Total
Diagnostic	D0230 ^P	2,840,179	97,631	2,937,810
Diagnostic	D0120 ^P	662,236	56,650	718,886
Diagnostic	D0272 ^P	447,551	22,022	469,573
Diagnostic	D0220 ^P	241,146	32,566	273,712
Diagnostic	D0350 ^P	239,015	6,394	245,409
Preventive	D1120 ^d	909,004	62,670	971,674
Preventive	D1208 ^d	647,020	32,908	679,928
Preventive	D1351 ^d	595,843	43,546	639,389
Preventive	D1206 ^d	232,286	32,558	264,844
Preventive	D1310 ^d	121,368	9,334	130,702
Treatment	D2150 ^P	222,379	9,838	232,217
Treatment	D7140 ^P	177,773	7,433	185,206
Treatment	D2140 ^P	149,931	5,016	154,947
Treatment	D2392 ^P	130,090	13,169	143,259
Treatment	D9230 ^P	130,849	2,901	133,750
Orthodontic	D8670 ^P	28,984	5,784	34,768
Orthodontic	D8680 ^P	4,812	385	5,197
Orthodontic	D8080 ^P	3,522	327	3,849
Orthodontic	D8210	**	***	544
Orthodontic	D8692	***	**	485

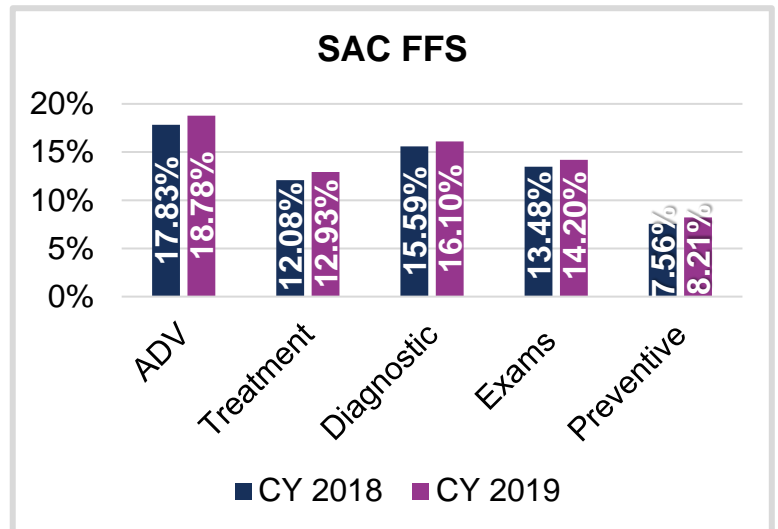
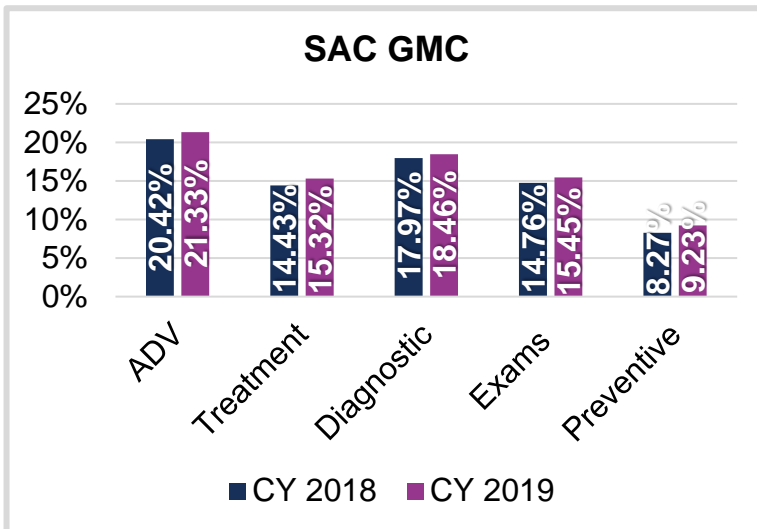
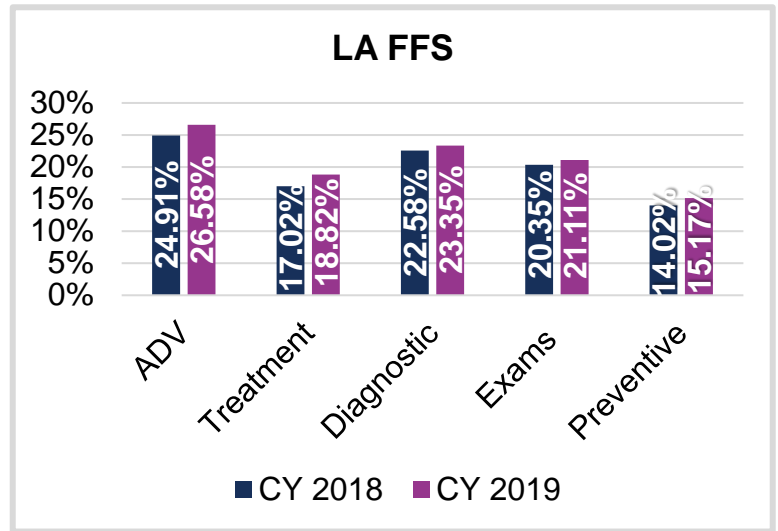
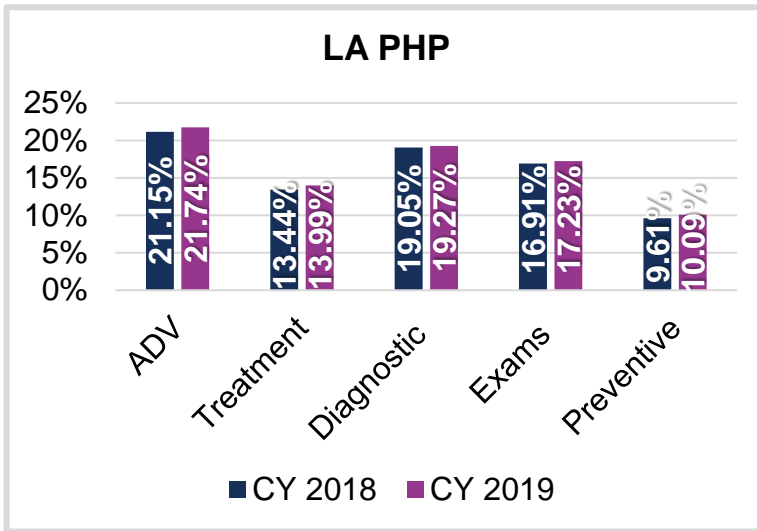
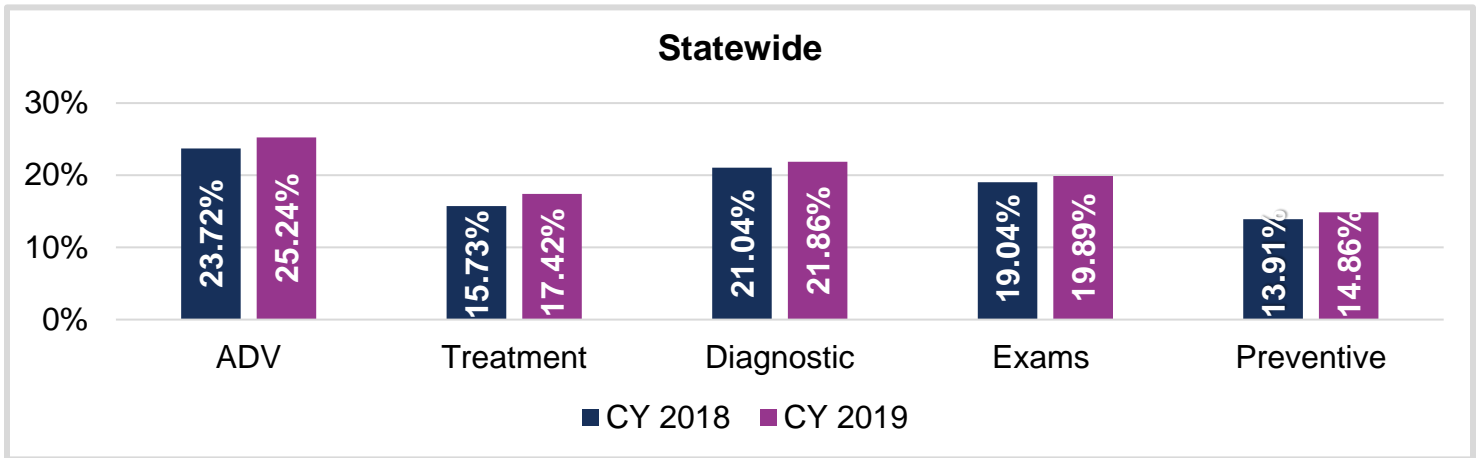
Source: DHCS Data Warehouse queried on October 9, 2020. CY 2019 data is preliminary and may change. * FFS and DMC, not including SNC. ** Cells suppressed for numbers less than 11.

*** Suppressed for complementary cells.



Medi-Cal Dental Services Division Los Angeles County Fact Sheet (November 2020)

Utilization in Ages 21+



Source: DHCS Data Warehouse as of September 2020 and includes SNC encounters. CY 2019 data is preliminary and may change as DHCS receives more claims through CY 2020 for CY 2019 dates of service. Please refer to the [High Level](#), [FFS](#) and [DMC](#) performance measures on the Medi-Cal Dental website for definitions and denominators for CY 2018 and CY 2019.



Medi-Cal Dental Services Division Los Angeles County Fact Sheet (November 2020)

Statewide Top Procedure Counts*: Ages 21+ in CY 2019

Procedure	CDT	FFS	DMC	Total
Diagnostic	D0230 ^P	2,151,358	93,582	2,244,940
Diagnostic	D0150 ^P	676,780	61,078	737,858
Diagnostic	D0210 ^P	474,103	46,295	520,398
Diagnostic	D0220 ^P	334,095	53,841	387,936
Diagnostic	D0120 ^P	350,839	35,660	386,499
Preventive	D1110 ^P	618,054	41,815	659,869
Preventive	D1208 ^P	319,741	15,330	335,071
Preventive	D1206 ^P	147,298	5,853	153,151
Preventive	D1330	0**	18,702	18,702
Preventive	D1310	0**	4,162	4,162
Treatment	D4341 ^a	534,940	50,200	585,140
Treatment	D7210 ^P	457,484	39,872	497,356
Treatment	D7140 ^P	298,000	21,593	319,593
Treatment	D9430 ^P	257,355	32,321	289,676
Treatment	D2391 ^P	222,267	21,224	243,491
Orthodontic	D8670 ^P	50	924	974
Orthodontic	D8210	0	174	174
Orthodontic	D8680 ^P	56	106	162
Orthodontic	D8999	0	64	64
Orthodontic	D8080 ^P	0	56	56

a – Adult Dental Restoration:

Senate Bill 97 (Chapter 52, Statutes of 2017), effective January 1, 2018, fully restored optional dental benefits for Medi-Cal members ages 21 and older who were not restored in May 2014.

p – Proposition 56: Under Proposition-56, a specified portion of tobacco tax revenue is allocated to DHCS to use as the nonfederal share of health care expenditures in accordance with the annual state budget process.

LA County Top Procedure Counts: Ages 21+ in CY 2019

Procedure	CDT	FFS	DMC	Total
Diagnostic	D0230 ^P	918,027	50,204	968,231
Diagnostic	D0150 ^P	231,042	30,478	261,520
Diagnostic	D0210 ^P	157,459	23,271	180,730
Diagnostic	D0120 ^P	133,118	21,106	154,224
Diagnostic	D0220 ^P	130,515	23,543	154,058
Preventive	D1110 ^P	219,478	21,833	241,311
Preventive	D1208 ^P	109,372	6,684	116,056
Preventive	D1206 ^P	48,299	2,696	50,995
Preventive	D1330	0**	10,581	10,581
Preventive	D1310	0**	2,466	2,466
Treatment	D4341 ^a	226,521	31,107	257,628
Treatment	D7210 ^P	136,490	18,593	155,083
Treatment	D9430 ^P	81,240	13,797	95,037
Treatment	D9410 ^P	59,671	5,038	64,709
Treatment	D7140 ^P	82,621	8,419	91,040
Orthodontic	D8670 ^P	14	314	328
Orthodontic	D8210	0	70	70
Orthodontic	D8680 ^P	20	37	57
Orthodontic	D8080 ^P	0	30	30
Orthodontic	D8999	0	23	23

Source: DHCS Data Warehouse queried on October 9, 2020. CY 2019 data is preliminary and may change. *FFS and DMC, not including SNC. **Not billable.