

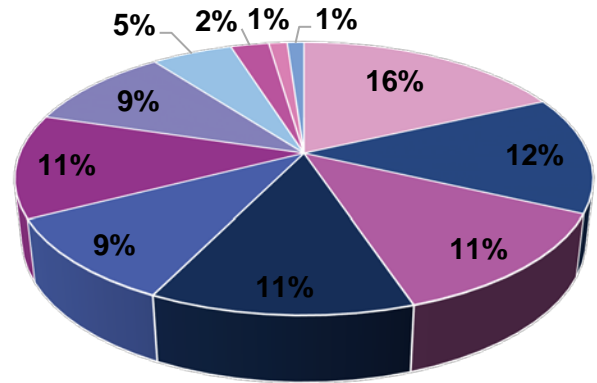


Medi-Cal Dental Services Division Los Angeles County Factsheet (June 2019)

Statewide Language Line Service Call Volume

330,231 TOTAL STATEWIDE TELEPHONE SERVICE CENTER (TSC) CALLS FROM JANUARY 2019 TO MARCH 2019

- 312,417 (94.6%) Total English Calls
- 16,784 (5.1%) Total Spanish Calls
- 1,030 (0.3%) Non Language Line Service (LLS) calls
 - 32 languages requested
 - 95% are comprised of 11 languages, 6 of which are of various Asian dialects



- MANDARIN
- VIETNAMESE
- RUSSIAN
- FARSI
- CANTONESE
- KOREAN
- ARABIC
- ARMENIAN
- TAGALOG
- PUNJABI
- CAMBODIAN

Provider Enrollment February 2019

Delivery System	Active ¹ Billing Dental Offices	Active Rendering Providers
Statewide Fee-for-Service (FFS)	5,874	10,591
Dental Managed Care ²	1,317	2,357

Source: DHCS provider network data. Data does not indicate whether a provider rendered services during the reporting month. Please find more data on California Health and Human Services [Open Data Portal - Dental Utilization By Provider](#).

¹ Active is any provider enrolled in Medi-Cal dental program excluding Safety Net Clinics (SNCs).

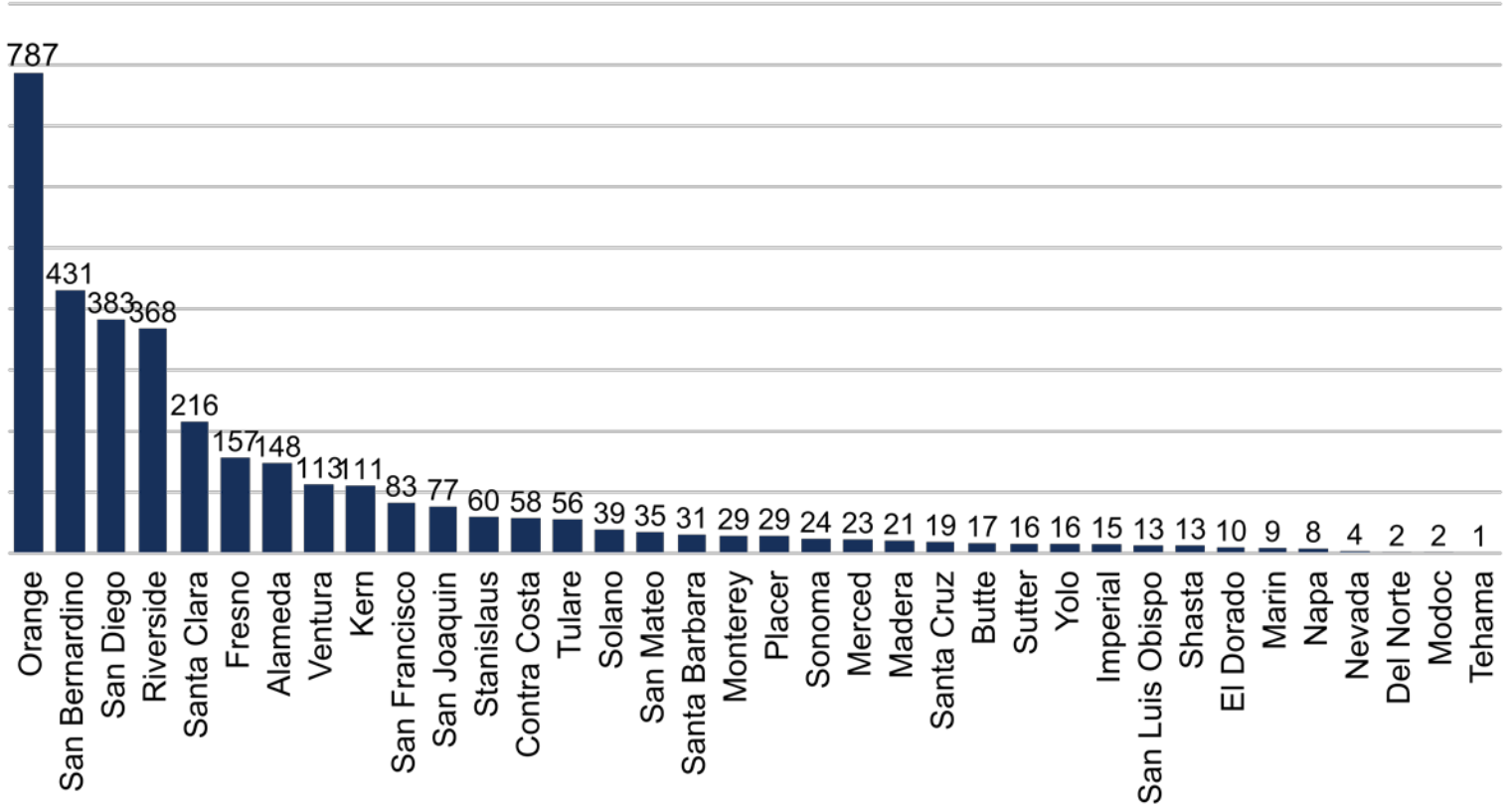
² Prepaid Health Plans (PHP) in Los Angeles County.



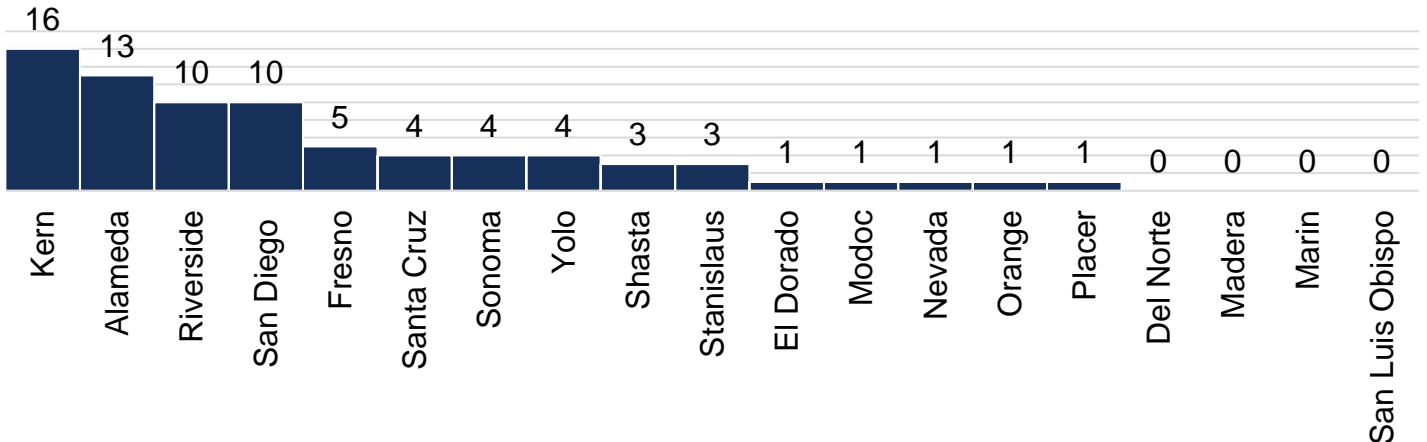
Medi-Cal Dental Services Division Los Angeles County Factsheet (June 2019)

Dental Transformation Initiative (DTI) Domain 3 Dental Offices by County

Number of FFS Billing Dental Offices



Number of Safety Net Clinics





Medi-Cal Dental Services Division Los Angeles County Factsheet (June 2019)

Utilization for Medi-Cal Members Aged 21+

Plan	Procedure	CY 2017	CY 2018 ¹
LA PHP	Annual Dental Visit	20.46%	21.10%
LA PHP	Preventive Services	9.13%	9.50%
LA PHP	Dental Exams	16.22%	16.79%
LA PHP	Diagnostic Services	18.38%	18.96%
LA PHP	Dental Treatment	11.25%	13.25%
SAC GMC	Annual Dental Visit	19.02%	20.36%
SAC GMC	Preventive Services	6.59%	8.23%
SAC GMC	Dental Exams	13.27%	14.71%
SAC GMC	Diagnostic Services	16.64%	17.92%
SAC GMC	Dental Treatment	12.27%	14.27%
LA FFS	Annual Dental Visit	21.70%	24.32%
LA FFS	Preventive Services	12.69%	13.74%
LA FFS	Dental Exams	17.03%	19.88%
LA FFS	Diagnostic Services	19.60%	22.08%
LA FFS	Dental Treatment	13.20%	16.45%
SAC FFS	Annual Dental Visit	15.90%	16.20%
SAC FFS	Preventive Services	6.35%	6.82%
SAC FFS	Dental Exams	11.31%	12.07%
SAC FFS	Diagnostic Services	13.71%	14.04%
SAC FFS	Dental Treatment	10.27%	10.89%
Statewide	Annual Dental Visit	21.60%	23.24%
Statewide	Preventive Services	12.50%	13.64%
Statewide	Dental Exams	16.72%	18.64%
Statewide	Diagnostic Services	19.09%	20.62%
Statewide	Dental Treatment	13.03%	15.28%

Source: DHCS Data Warehouse queried on 6/4/2019. Please find more data on California Health and Human Services Open Data Portal - [Dental Utilization Measures](#).

¹ Data is preliminary and may change as more claims are received.



Medi-Cal Dental Services Division Los Angeles County Factsheet (June 2019)

Statewide Utilization (Procedure Counts¹) Aged 21+, Apr 2018 to Mar 2019

Procedure	CDT	FFS	DMC	Total
Diagnostic	D0230 ^P	2,019,341	93,441	2,112,782
Diagnostic	D0150 ^P	681,556	56,626	738,182
Diagnostic	D0210 ^P	474,391	44,533	518,924
Diagnostic	D0220 ^P	316,454	50,100	366,554
Diagnostic	D0120 ^P	300,898	31,449	332,347
Preventive	D1110 ^P	582,644	37,936	620,580
Preventive	D1208 ^P	300,375	13,615	313,990
Preventive	D1206 ^P	110,182	4,207	114,389
Preventive	D1330	0 ²	16,416	16,416
Preventive	D1310	0 ²	3,157	3,157
Treatment	D4341 ^a	547,855	50,704	598,559
Treatment	D7210 ^P	426,405	40,364	466,769
Treatment	D7140 ^P	299,429	19,724	319,153
Treatment	D9430 ^P	225,107	29,596	254,703
Treatment	D9410 ^P	204,636	873	205,509
Orthodontic	D8670 ^P	55	967	1,022
Orthodontic	D8210	0	182	182
Orthodontic	D8680 ^P	46	91	137
Orthodontic	D8999	1	59	60
Orthodontic	D8080 ^P	2	50	52

a – Adult Dental Restoration: Senate Bill 97 (Chapter 52, Statutes of 2017) fully restored Medi-Cal members aged 21 and more optional dental benefits that were not restored in May 2014. This policy is effective January 1, 2018.

p – Proposition 56: The California Healthcare, Research and Prevention Tobacco Tax Act (Proposition 56) increases the excise tax rate on cigarettes and electronic cigarettes, effective April 1, 2017, and other tobacco products effective July 1, 2017. Under Prop. 56, a specified portion of the tobacco tax revenue is allocated to DHCS for use as the nonfederal share of health care expenditures in accordance with the annual state budget process.

Los Angeles County Utilization (Procedure Counts) Aged 21+, Apr 2018 to Mar 2019

Procedure	CDT	FFS	DMC	Total
Diagnostic	D0230 ^P	844,457	51,033	895,490
Diagnostic	D0150 ^P	234,918	28,491	263,409
Diagnostic	D0210 ^P	157,811	21,719	179,530
Diagnostic	D0220 ^P	120,420	22,138	142,558
Diagnostic	D0120 ^P	113,597	18,611	132,208
Preventive	D1110 ^P	205,055	19,730	224,785
Preventive	D1208 ^P	101,416	5,584	107,000
Preventive	D1206 ^P	33,443	2,272	35,715
Preventive	D1330	0 ²	9,957	9,957
Preventive	D1310	0 ²	1,691	1,691
Treatment	D4341 ^a	236,960	31,601	268,561
Treatment	D7210 ^P	126,560	18,160	144,720
Treatment	D9410 ^P	89,171	775	89,946
Treatment	D7140 ^P	82,180	7,737	89,917
Treatment	D2150 ^P	71,072	4,418	75,490
Orthodontic	D8670 ^P	19	323	342
Orthodontic	D8210	0	71	71
Orthodontic	D8680 ^P	14	43	57
Orthodontic	D8999	0	12	12
Orthodontic	D8080 ^P	0	11	11

a – Adult Dental Restoration: Senate Bill 97 (Chapter 52, Statutes of 2017) fully restored Medi-Cal members aged 21 and more optional dental benefits that were not restored in May 2014. This policy is effective January 1, 2018.

p – Proposition 56: The California Healthcare, Research and Prevention Tobacco Tax Act (Proposition 56) increases the excise tax rate on cigarettes and electronic cigarettes, effective April 1, 2017, and other tobacco products effective July 1, 2017. Under Prop. 56, a specified portion of the tobacco tax revenue is allocated to DHCS for use as the nonfederal share of health care expenditures in accordance with the annual state budget process.

Source: DHCS Data Warehouse queried on 5/26/2019. Data is preliminary and may change;
1 FFS & DMC, not including SNCs.
2 Not billable



Medi-Cal Dental Services Division Los Angeles County Factsheet (June 2019)

Utilization for Medi-Cal Members Aged 0-20

Plan	Procedure	CY 2017	CY 2018 ¹
LA PHP	Annual Dental Visit	45.44%	44.43%
LA PHP	Preventive Services	40.20%	39.09%
LA PHP	Dental Exams	39.79%	38.80%
LA PHP	Diagnostic Services	43.00%	41.81%
LA PHP	Dental Treatment	20.96%	20.52%
SAC GMC	Annual Dental Visit	39.21%	39.86%
SAC GMC	Preventive Services	32.87%	33.80%
SAC GMC	Dental Exams	33.05%	33.79%
SAC GMC	Diagnostic Services	36.84%	37.55%
SAC GMC	Dental Treatment	21.34%	22.56%
LA FFS	Annual Dental Visit	50.73%	51.43%
LA FFS	Preventive Services	47.57%	48.10%
LA FFS	Dental Exams	47.47%	48.03%
LA FFS	Diagnostic Services	49.37%	50.01%
LA FFS	Dental Treatment	24.57%	24.99%
SAC FFS	Annual Dental Visit	19.82%	19.92%
SAC FFS	Preventive Services	16.76%	16.91%
SAC FFS	Dental Exams	16.96%	17.06%
SAC FFS	Diagnostic Services	18.62%	18.81%
SAC FFS	Dental Treatment	8.75%	9.16%
Statewide	Annual Dental Visit	47.21%	47.60%
Statewide	Preventive Services	43.56%	43.99%
Statewide	Dental Exams	42.74%	43.02%
Statewide	Diagnostic Services	44.98%	45.27%
Statewide	Dental Treatment	22.02%	22.33%

Source: DHCS Data Warehouse queried on 6/4/2019. Please find more data on California Health and Human Services Open Data Portal - [Dental Utilization Measures](#).

¹ Data is preliminary and may change as more claims are received.



Medi-Cal Dental Services Division Los Angeles County Factsheet (June 2019)

Statewide Utilization (Procedure Counts¹) Age 0-20, Apr 2018 to Mar 2019

Procedure	CDT	FFS	DMC	Total
Diagnostic	D0230 ^p	8,202,918	308,474	8,511,392
Diagnostic	D0120 ^p	1,866,642	126,273	1,992,915
Diagnostic	D0272 ^p	1,183,933	49,576	1,233,509
Diagnostic	D0350 ^p	809,925	26,480	836,405
Diagnostic	D0220 ^p	665,972	110,241	776,213
Preventive	D1120 ^d	2,600,662	145,398	2,746,060
Preventive	D1208 ^d	1,969,901	91,435	2,061,336
Preventive	D1351 ^d	1,543,554	105,416	1,648,970
Preventive	D1206 ^d	527,464	57,966	585,430
Preventive	D1510 ^d	48,583	3,812	52,395
Treatment	D2150 ^p	620,257	21,033	641,290
Treatment	D7140 ^p	519,422	28,828	548,250
Treatment	D2930 ^p	469,555	21,798	491,353
Treatment	D2392 ^p	390,055	41,713	431,768
Treatment	D9230 ^p	377,270	13,813	391,083
Orthodontic	D8670 ^p	93,228	23,741	116,969
Orthodontic	D8680 ^p	13,690	1,044	14,734
Orthodontic	D8080 ^p	10,389	1,550	11,939
Orthodontic	D8692	1,421	59	1,480
Orthodontic	D8210	6	1,253	1,259

d – DTI: Within the Medi-Cal 2020 Waiver, the DTI represents a critical mechanism to improve dental health for Medi-Cal members aged 0-20 by focusing on high-value care, improved access, and utilization of performance measures to drive delivery system reform.

p – Proposition 56: The California Healthcare, Research and Prevention Tobacco Tax Act (Proposition 56) increases the excise tax rate on cigarettes and electronic cigarettes, effective April 1, 2017, and other tobacco products effective July 1, 2017. Under Prop. 56, a specified portion of the tobacco tax revenue is allocated to DHCS for use as the nonfederal share of health care expenditures in accordance with the annual state budget process.

Los Angeles County Utilization (Procedure Counts) Age 0-20, Apr 2018 to Mar 2019

Procedure	CDT	FFS	DMC	Total
Diagnostic	D0230 ^p	3,034,253	107,171	3,141,424
Diagnostic	D0120 ^p	633,573	59,457	693,030
Diagnostic	D0272 ^p	447,424	23,176	470,600
Diagnostic	D0220 ^p	235,650	33,818	269,468
Diagnostic	D0150 ^p	224,583	17,732	242,315
Preventive	D1120 ^d	886,625	65,477	952,102
Preventive	D1208 ^d	647,840	35,222	683,062
Preventive	D1351 ^d	576,837	46,066	622,903
Preventive	D1206 ^d	203,074	31,413	234,487
Preventive	D1510 ^d	15,014	1,383	16,397
Treatment	D2150 ^p	231,779	11,972	243,751
Treatment	D7140 ^p	173,472	9,017	182,489
Treatment	D2140 ^p	153,430	5,796	159,226
Treatment	D3220 ^p	123,305	5,858	129,163
Treatment	D2930 ^p	122,738	5,654	128,392
Orthodontic	D8670 ^p	27,717	6,182	33,899
Orthodontic	D8680 ^p	4,403	470	4,873
Orthodontic	D8080 ^p	3,362	452	3,814
Orthodontic	D8210	*	**	623
Orthodontic	D8692	**	*	474

d –DTI: Within the Medi-Cal 2020 Waiver, the DTI represents a critical mechanism to improve dental health for Medi-Cal members aged 0-20 by focusing on high-value care, improved access, and utilization of performance measures to drive delivery system reform.

p – Proposition 56: The California Healthcare, Research and Prevention Tobacco Tax Act (Proposition 56) increases the excise tax rate on cigarettes and electronic cigarettes, effective April 1, 2017, and other tobacco products effective July 1, 2017. Under Prop. 56, a specified portion of the tobacco tax revenue is allocated to DHCS for use as the nonfederal share of health care expenditures in accordance with the annual state budget process.

Source: DHCS Data Warehouse queried on 5/26/2019. Data is preliminary and may change; 1 FFS & DMC, not including SNCs.

* Suppressed for number(s) less than 11.

** Suppressed for complementary cells.