

**Medi-Cal Certified Eligibles
Children between the Ages of 0 and 18
May 2015 Month of Enrollment**



Medi-Cal Certified Eligible Children Ages 0 to 18 Enrollment Summary

Enrollment Month

May 2015

Number of Certified Eligibles:

5,140,194

Reported as of

September 2015

Gender	<i>Certified Eligibles</i>	<i>% of Total</i>
Female	2,515,162	49%
Male	2,625,032	51%
	5,140,194	100%
Age Group	<i>Certified Eligibles</i>	<i>% of Total</i>
Under 1 Year	300,864	6%
Age 1 to 5 Years	1,399,755	27%
Age 6 to 12 Years	1,947,569	38%
Age 13 to 14 Years	507,115	10%
Age 15 to 18 Years	984,891	19%
	5,140,194	100%
Race / Ethnicity	<i>Certified Eligibles</i>	<i>% of Total</i>
Hispanic	3,008,096	59%
Non-Hispanic, Caucasian	774,841	15%
Missing / Not Reported	570,489	11%
Asian	405,555	8%
African-American	363,589	7%
Native American / Alaskan Native	17,624	0.3%
	5,140,194	100%
Statewide Region	<i>Certified Eligibles</i>	<i>% of Total</i>
Los Angeles County	1,492,693	29%
Southern California (Except LA Co.)	1,392,641	27%
Central Valley	842,379	16%
Bay Area	640,452	12%
Sacramento Valley	313,260	6%
Central Coast	309,551	6%
Sierra Range/Foothills	69,553	1%
North Coast	46,977	1%
Far North	32,688	1%
	5,140,194	100%

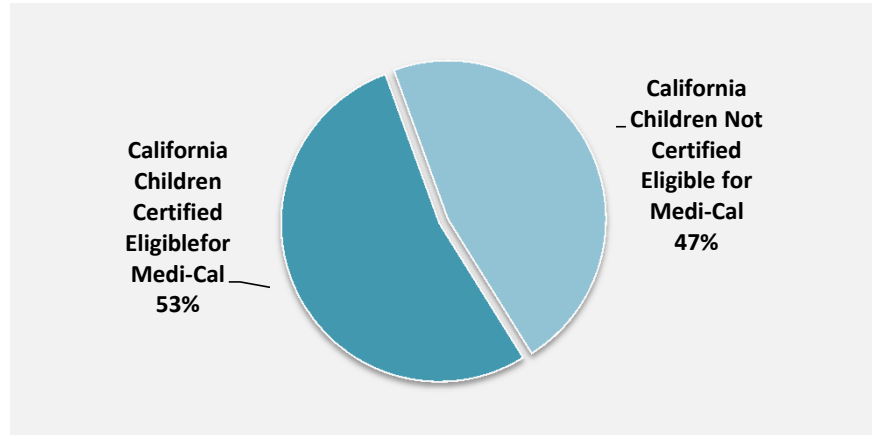
Health System	<i>Certified Eligibles</i>	<i>% of Total</i>
Fee-for-Service	781,500	15%
Medi-Cal Health Plan	4,358,694	85%
	5,140,194	100%
Eligibility Pathway	<i>Certified Eligibles</i>	<i>% of Total</i>
MAGI Children / % Poverty	1,235,555	24%
CHIP	1,204,939	23%
CalWORKS	881,582	17%
1931(b) Non-CalWORKs	781,938	15%
Medically Needy	258,399	5%
Hospital PE/Express/TCM/Trans	226,518	4%
Blind/Disabled	140,921	3%
Undocumented	118,844	2%
Adoption/Foster Care	118,485	2%
CHDP Gateway/Deemed Infant	92,575	2%
Accelerated Enrol	52,084	1%
HCBS - DDS / IHO Waivers	15,320	0%
Other	12,962	0%
LTC	72	0%
	5,140,194	100%
Primary Language	<i>Certified Eligibles</i>	<i>% of Total</i>
English	3,068,200	60%
Spanish	1,846,760	36%
Other Non-English	220,810	4%
Missing / Not Reported	4,424	0%
	5,140,194	100%

Medi-Cal Certified Eligible Children Ages 0 to 18 Enrollment Summary

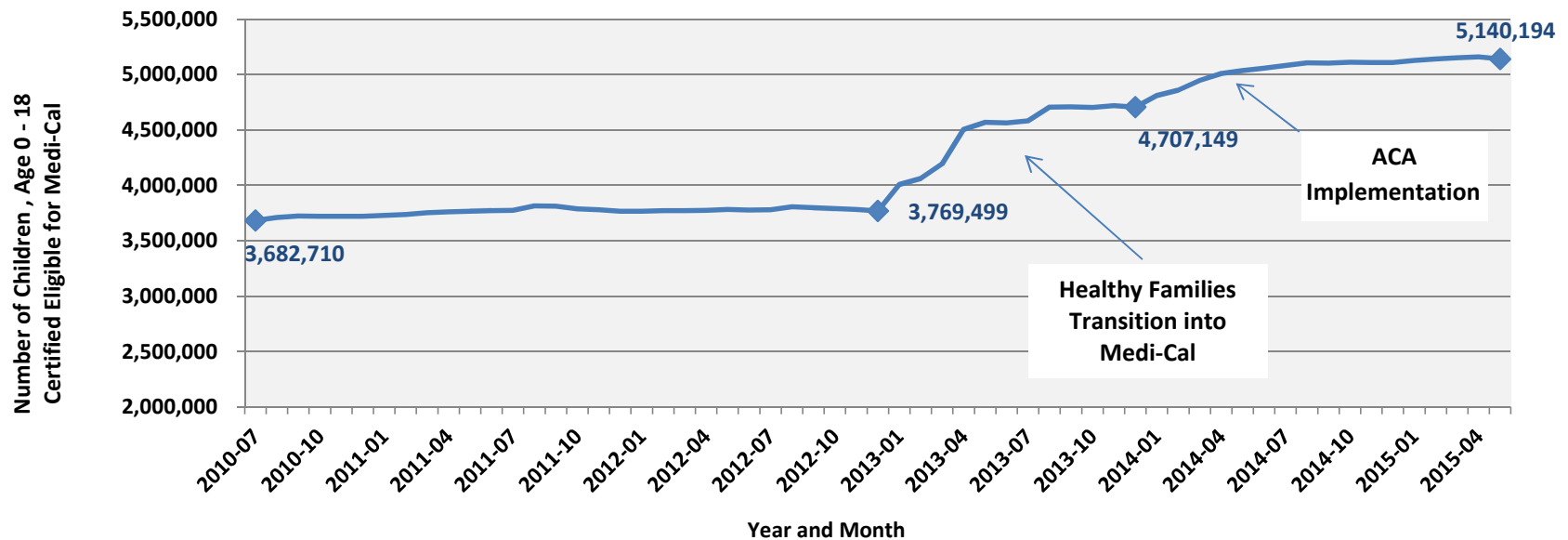
California Children Enrolled in Medi-Cal

California Children Certified Eligible for Medi-Cal	5,140,194	53%
California Children Not Certified Eligible for Medi-Cal	4,496,238	47%
All California Children (DOF Estimate for 2015)	9,636,432	100%

Source: CA, Department of Finance, Report P-3: Population Projections by Race/Ethnicity, Detailed Age, and Gender, 2010-2060


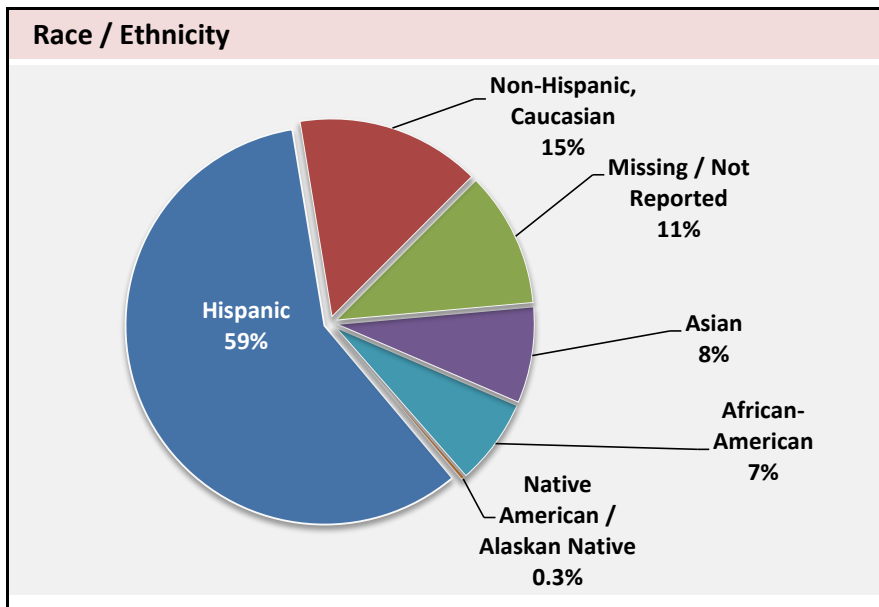
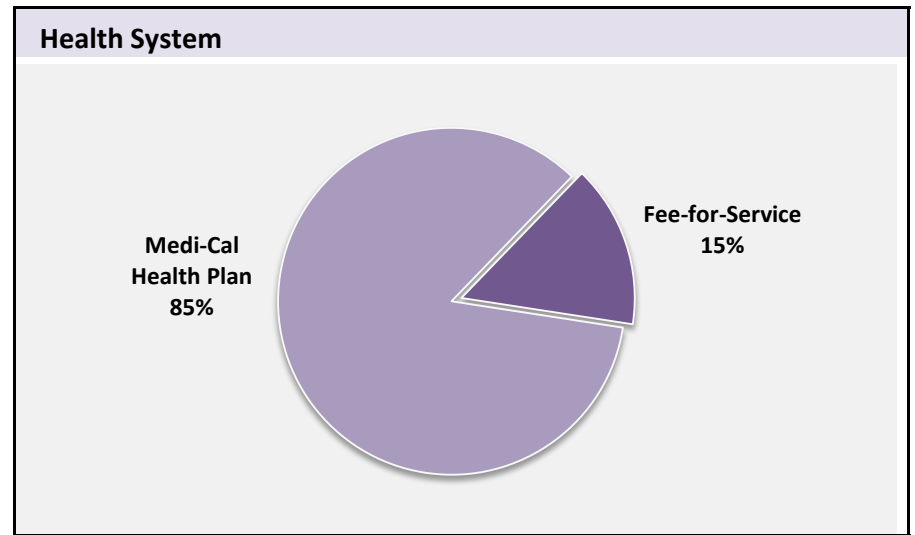
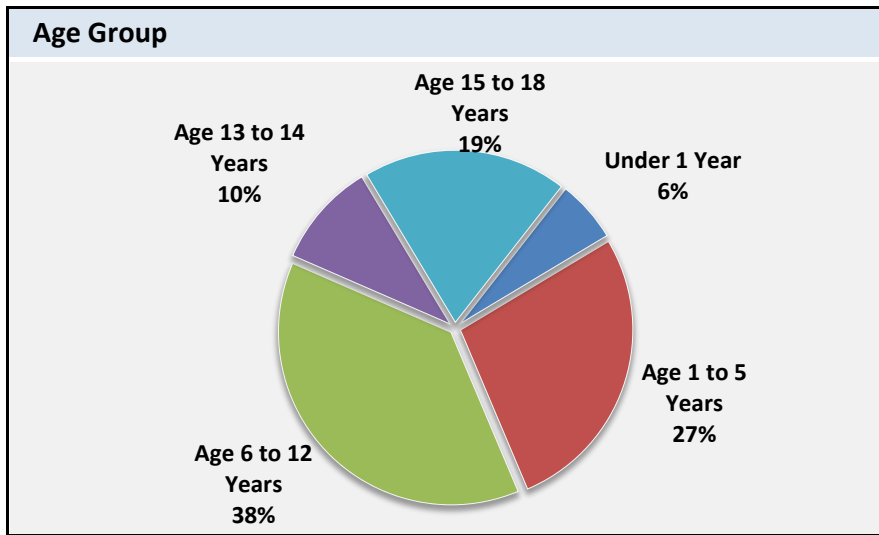


Trend in Enrollment: Children Age 0 to 18



Source: Created by RASD using data from the MIS/DSS data warehouse.

Medi-Cal Certified Eligible Children Ages 0 to 18 Enrollment Summary



Source: Created by RASD using data from the MIS/DSS data warehouse.