



Medi-Cal Dental Statewide Stakeholder Meeting

February 18, 2021

10 a.m. – Noon



Welcome and Introductions

Carolyn Brookins

Assistant Division Chief

Medi-Cal Dental Services Division



Agenda

- Welcome and Introductions
- Medi-Cal Dental Program Updates
 - [Dental Transformation Initiative](#) (DTI)
 - [Proposition 56](#)
 - [California Advancing and Innovating Medi-Cal](#) (CaAIM)
 - Public Health Emergency Impacts
- Statewide Fact Sheet
- Dental Fee-for-Service Updates
- Dental Managed Care Updates
- Stakeholder Inquiries
- Open Forum



Dental Transformation Initiative (DTI)



Medi-Cal 2020 1115 Waiver Extension

- DHCS received federal approval from Centers for Medicare & Medicaid Services (CMS) to extend the Medi-Cal 2020 Section 1115 waiver demonstration for one year through December 31, 2021.
- The one-year extension includes DTI Domains 1, 2, and 3.
- Designated State Health Programs (DSHP) expenditure authority was not approved for the additional year.



DTI Domain 1

- The February 2021 payment of \$33.5 million brings the total payment to \$248.8 million.
- As of January 23, 2021, 253 safety net clinics (SNC) are participating in Domain 1.



DTI Domain 2

- As of January 31, 2021, Domain 2 has paid approximately \$134.2 million.
- As of January 31, 2021, 3,150 providers have opted in to Domain 2. This count includes providers who are providing services under the fee-for-service (FFS) and dental managed care (DMC) delivery systems and at SNCs. This reflects a 1.2% growth in providers since December 2020.



DTI Domain 3

- The next Domain 3 payment is scheduled for June 2021, which will include the second payment for Program Year (PY) 4 (2019) and first payment for PY 5 (2020).
- As of January 31, 2021, 122 SNCs are participating in Domain 3, which is an increase of two since December 2019.



DTI Domain 4

- As of January 31, 2021, Domain 4 has paid \$90.9 million total.
- As of December 31, 2020, all 13 Local Dental Pilot Projects (LDPP) have concluded operations and are now in the administrative closeout phase. All remaining invoices and deliverables will be submitted to DHCS no later than March 15, 2021.



DTI Program Year 4 Annual Report



DTI Program Year 4 Annual Report

Domain 1: Increase Preventive Services in Ages 1-20

Measure	Baseline Year: CY 2014	PY 1	PY 2	PY 3	PY 4
Numerator	1,997,190	2,466,173	2,572,561	2,527,147	2,555,180
Denominator	5,279,035	5,807,169	5,677,827	5,507,178	5,278,743
Preventive Dental Services Utilization	37.83%	42.47%	45.31%	45.89%	48.41%
Percentage Changes from Baseline Year	N/A	4.64	7.48	8.06	10.58



DTI Program Year 4 Annual Report

Domain 2: Caries Risk Assessment (CRA) in Ages 0-6

Group	PY 3 Preventive	PY 4 Preventive	Diff
Control	240,931	415,466	72%
Low Risk	122,291	330,638	170%
Moderate Risk	121,707	352,742	190%
High Risk	353,379	999,475	183%

Group	PY 3 Restorative	PY 4 Restorative	Diff
Control	155,345	595,825	284%
Low Risk	28,406	25,060	-12%
Moderate Risk	36,424	38,884	7%
High Risk	242,414	507,783	109%



DTI Program Year 4 Annual Report

Domain 3: Continuity of Care in Ages 0-20

Measure	Baseline Year: CY 2015	PY 1	PY 2	PY 3	PY 4
Denominator	1,544,373	1,603,314	1,589,345	1,558,457	1,529,753
Numerator Second Year	211,981	245,290	264,677	272,224	278,449
Two-Year Continuity Care	13.73%	15.30%	16.65%	17.47%	18.20%
Numerator Third Year	119,956	N/A	157,963	164,530	172,401
Three-Year Continuity Care	7.77%	N/A	9.94%	10.56%	11.27%
Numerator Fourth Year	63,603	N/A	N/A	107,049	112,118
Four-Year Continuity Care	4.12%	N/A	N/A	6.87%	7.33%
Numerator Fifth Year	40,819	N/A	N/A	N/A	76,104
Five-Year Continuity Care	2.64%	N/A	N/A	N/A	4.97%



DTI Program Year 4 Annual Report

- Overall, DTI Domains 1-3 have made significant progress in improving the overall dental health in children by increasing: preventive services utilization, prevention and treatment of early childhood caries, and the establishment of dental homes with two to five years of continuity of care.
- Domains 1-3 have met their goals from baseline year to PY 4.
- Please refer to the [DTI PY 4 Annual Report](#) for more information on each Domain's performance with the county level breakdown, payments, and expenditure summary.



Proposition 56

Supplemental Payments

As of December 31, 2020:

Fiscal Year (FY) 2019/20

- FFS providers received a total of \$371 million. Data includes six months runout.
- DMC plans received \$27 million. Data includes six months runout.

FY 2020/21

- FFS providers received a total of \$178 million.
- DMC plans received \$9.4 million.



Proposition 56

Loan Repayment

- The loan repayment information was issued in [Provider Bulletin Volume 37, Number 2](#), released in January 2021.
- [CalHealthCares](#) began accepting applications for Year Three on January 18, 2021. Final applications were due by February 12, 2021.
- Eligible dental providers may apply for either a loan repayment up to \$300,000 in exchange for a five-year services obligation or a practice support grant up to \$300,000 in exchange for a 10-year service obligation.
- The awardees must agree to maintain a patient caseload of at least 30 percent Medi-Cal patients.



CalAIM

Key Changes

- Proposed implementation was January 2022. This date is under review following CMS denial of DSHP funding in the Medi-Cal 2020 one-year extension request.
- Adds additional specificity (service codes, maximum number of treatments).
- Adds appendix demonstrating differences between CalAIM proposal and Proposition 56.



Public Health Emergency Impacts



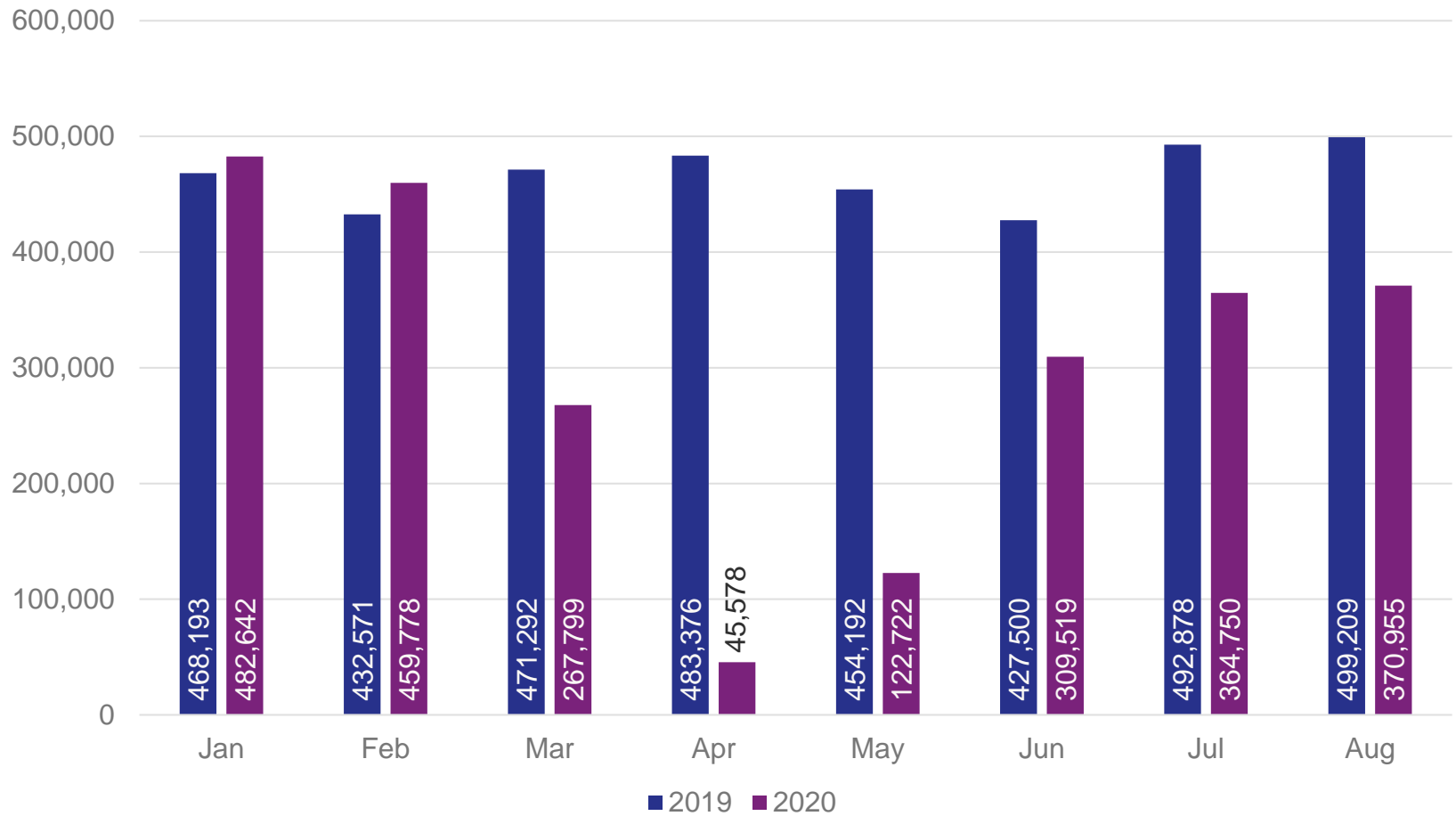
Dental Visits

- Number of members who received any dental care visit services
- Data are presented for age group 0-20 years
- Methodology is based on the measure for annual dental visits
- Source of data: MIS/DSS Claims and Eligibility



Dental Visits

Beneficiaries 0-20 Years Old

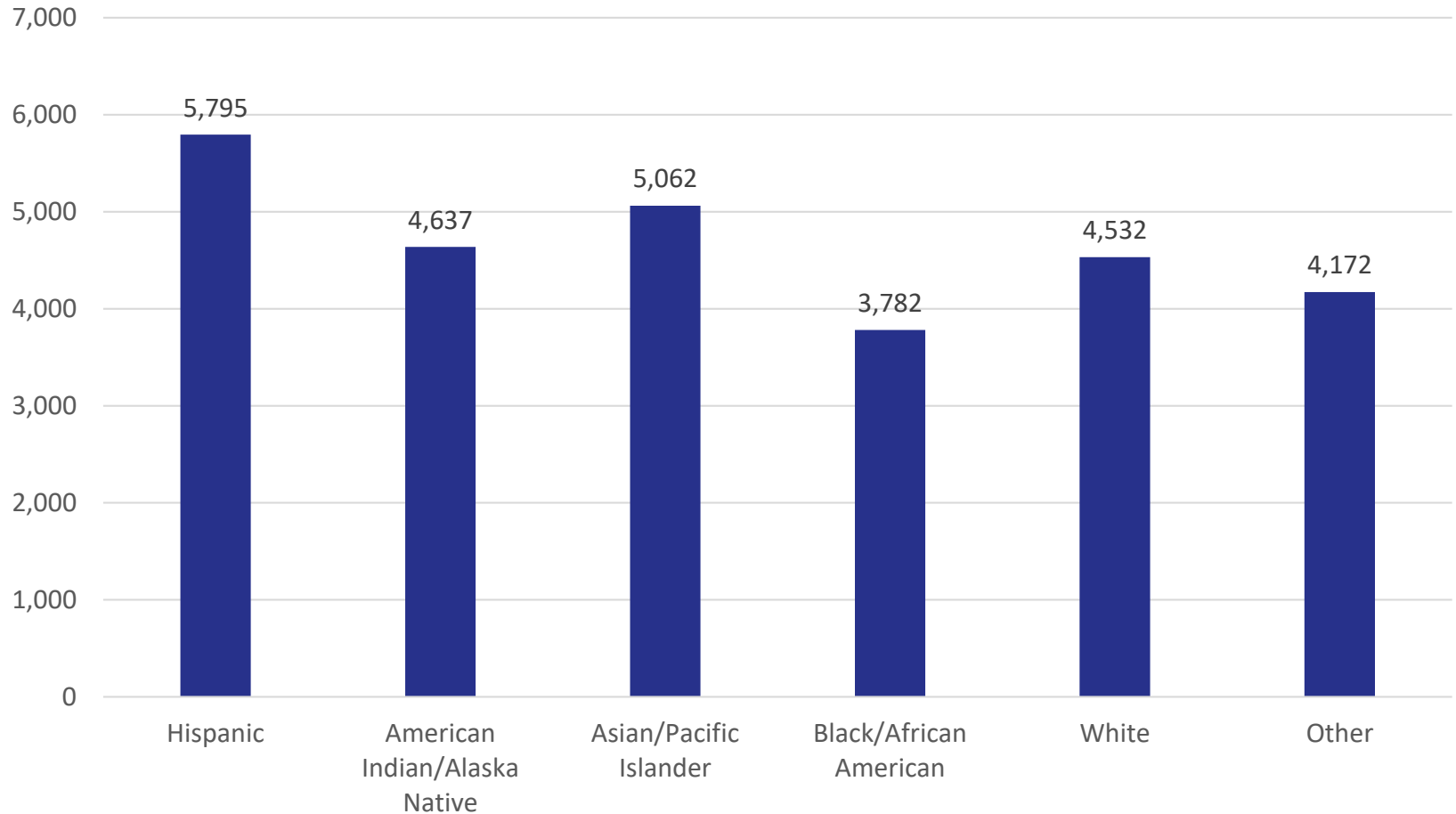


Preliminary Data as of 1/2021



Dental Visits

Beneficiaries 0-20 Years Old per 100,000 by Race/Ethnicity
(Based on Services in 2020)

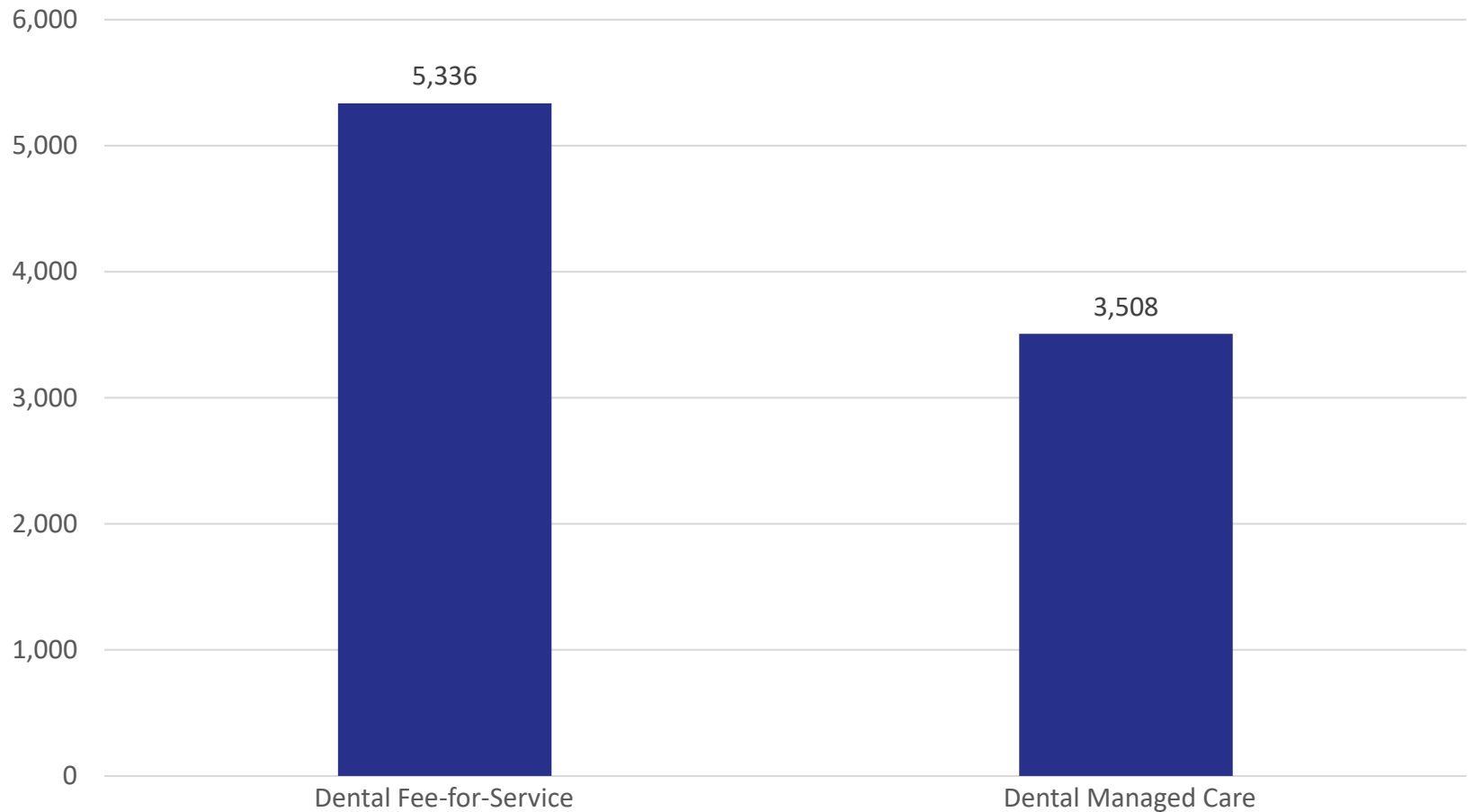


Preliminary Data as of 1/2021



Dental Visits

Beneficiaries 0-20 Years Old per 100,000 by Delivery System
(Based on Services in 2020)



Preliminary Data as of 1/2021



Statewide Fact Sheet



Fee-For-Service Updates

- Member Outreach
- Provider Outreach



Dental Managed Care Updates

- Member Outreach
- Provider Outreach



Stakeholder Inquiries

- Administrative Services Organization Contract Process
 - Request for Proposal mailbox CSBRFP3@dhcs.ca.gov
- Mailbox for Dental Complaints and Authorized Representative Form - memberformreturn@delta.org
- Gender Recognition Act
- COVID-19 Vaccine Administration in Dental Offices
- Reporting Missed Appointments
- [Provider and Member Outreach Plan](#)



Open Forum

Questions or comments?

Please indicate in the chat box if you have a question or comment, and you will be placed in the queue.

Once called on, unmute yourself and speak.

Participants can also email dental@dhcs.ca.gov at any time with questions or comments. Please do not share personal information in your email inquiries.



The next Medi-Cal Dental Statewide Stakeholder Meeting is scheduled for August 19, 2021.

Thank you for participating!