

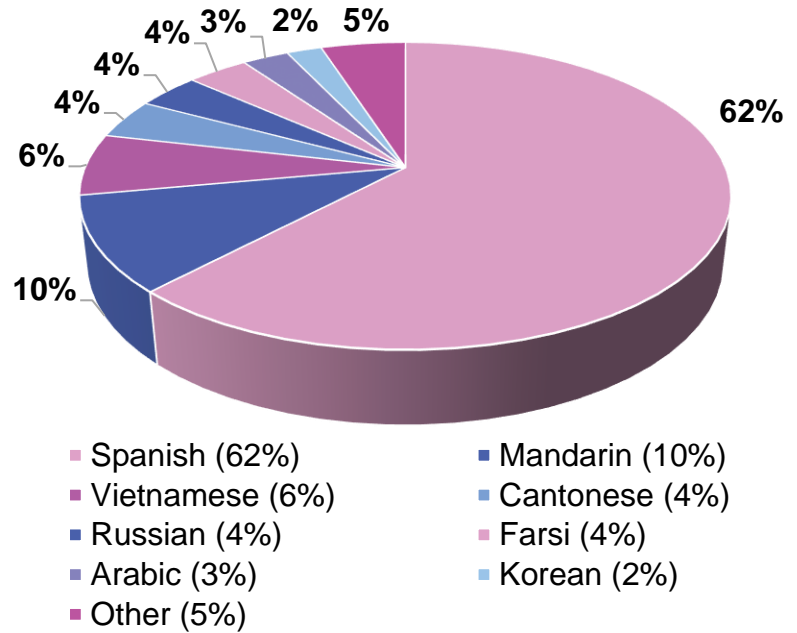


Medi-Cal Dental Services Division Los Angeles County Fact Sheet (May 2022)

Language Line Service (LLS) Call Volume

112,160 - member calls received from January 2022 to March 2022 in the fee-for-service (FFS) delivery system.

- 97,614 (87.03%) English calls
- 14,546 (12.97%) Spanish calls were handled in house by the dental Administrative Services Organization
- 5,488 LLS calls
 - 44 languages requested
 - 95% of LLS calls are comprised of eight languages as shown in the pie chart
 - 5% are comprised of various other languages



Statewide Provider Enrollment

Delivery System	*Billing Dental Offices	**Rendering Providers Network	***Active Rendering Providers
FFS	5,909	12,518	8,988
DMC	1,131	1,695	1,441

Los Angeles Provider Enrollment

Delivery System	*Billing Dental Offices	**Rendering Providers Network	***Active Rendering Providers
FFS	2,254	3,975	3,933
DMC	963	1,354	1,148

Source: DHCS provider network as of March 2022. Data based on enrollment and not claims submission. Please find data on provider utilization on the California Health and Human Services [Open Data Portal - Dental Utilization by Provider](#).

* Active providers enrolled in Medi-Cal Dental program, excluding safety net clinics (SNC).

** Active rendering providers that have an associated address. A rendering provider can render services at multiple locations/counties.

*** Active rendering are within the network who billed at least one approved service within the last two years.

FFS Case Management

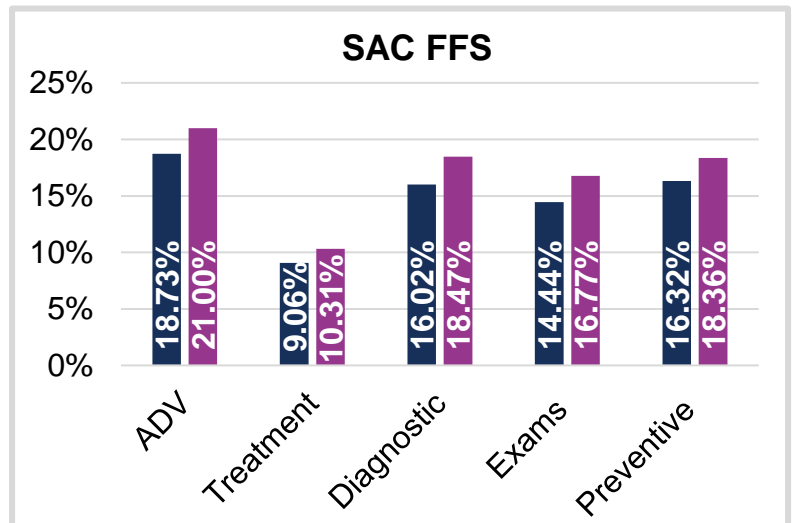
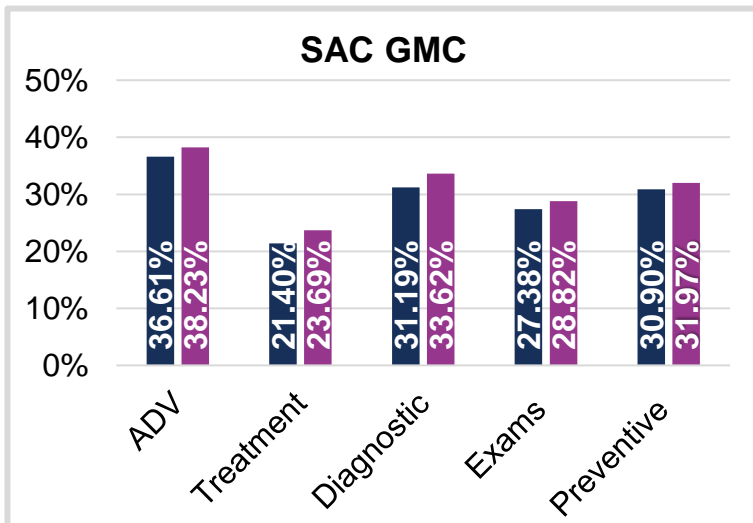
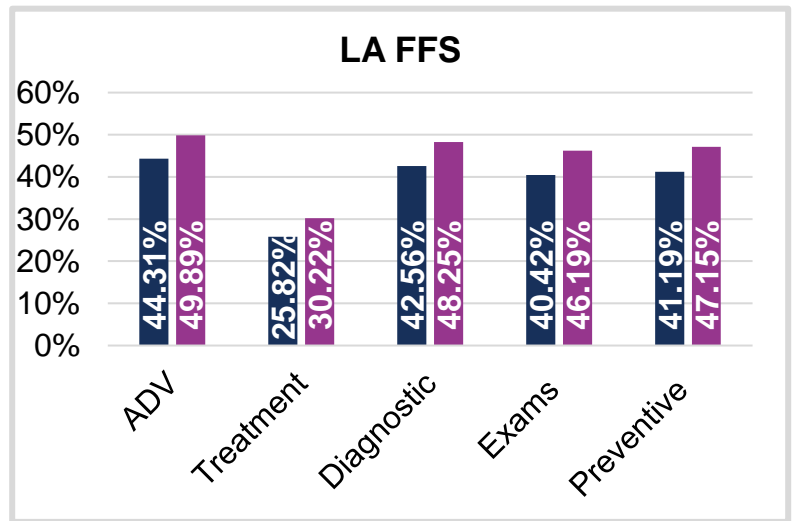
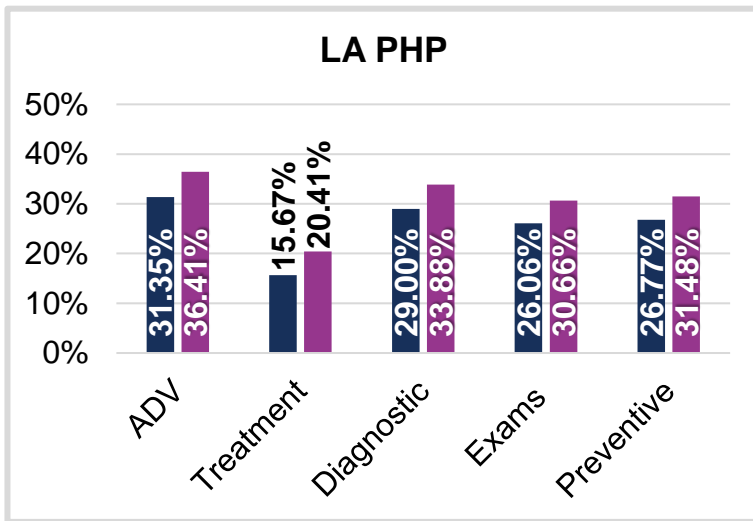
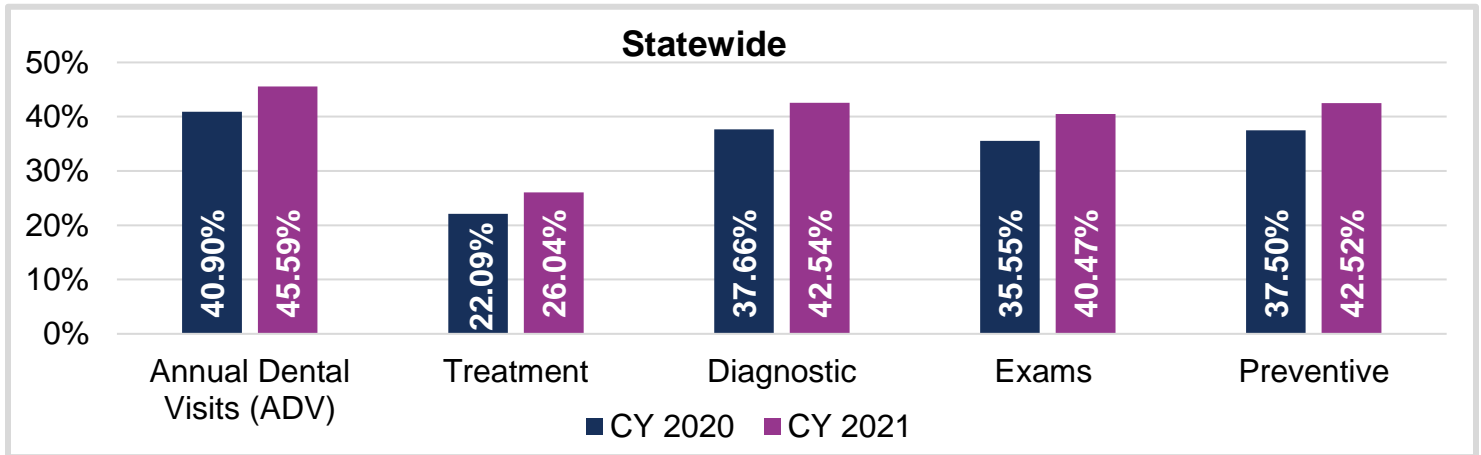
New Case Count	Open	Closed
21	16	5

Reporting Period: January 2022 to March 2022 from all counties.



Medi-Cal Dental Services Division Los Angeles County Fact Sheet (May 2022)

Utilization in Ages 0-20



Source: DHCS Data Warehouse as of April 2022 and includes SNC encounters. CY 2021 data is preliminary and may change as DHCS receives more claims through CY 2022 for CY 2021 dates of service. Please refer to the [High Level](#), [FFS](#), and [DMC](#) performance measures on the Medi-Cal Dental website for definitions and denominators for CY 2020 and CY 2021.



Medi-Cal Dental Services Division Los Angeles County Fact Sheet (May 2022)

Statewide Top Procedure Counts*: Ages 0-20 in CY 2021

Procedure	CDT	FFS	DMC	Total
Diagnostic	D0230 ^P	7,986,165	232,924	8,219,089
Diagnostic	D0120 ^P	1,848,255	94,314	1,942,569
Diagnostic	D0350 ^P	1,041,885	13,638	1,055,523
Diagnostic	D0272 ^P	1,016,308	28,925	1,045,233
Diagnostic	D0220 ^P	668,579	91,995	760,574
Preventive	D1120 ^d	2,555,818	104,143	2,659,961
Preventive	D1208 ^d	1,754,935	47,981	1,802,916
Preventive	D1351 ^d	1,458,770	78,884	1,537,654
Preventive	D1206 ^d	744,052	66,650	810,702
Preventive	D1310 ^d	647,710	44,660	692,370
Treatment	D9993 ^d	647,708	29,113	676,821
Treatment	D2392 ^P	553,248	36,477	589,725
Treatment	D7140 ^P	519,814	22,707	542,521
Treatment	D2930 ^P	486,809	17,976	504,785
Treatment	D2150 ^P	442,050	7,928	449,978
Orthodontic	D8670 ^P	75,080	13,075	88,155
Orthodontic	D8680 ^P	12,872	885	13,757
Orthodontic	D8080 ^P	9,614	841	10,455
Orthodontic	D8660	0	1,796	1,796
Orthodontic	D8210	11	875	886

d – Dental Transformation Initiative (DTI)

Within the Medi-Cal 2020 waiver, the DTI represents a critical mechanism to improve dental health for Medi-Cal members ages 0-20.

p – Proposition 56: Under Proposition-56, a specified portion of tobacco tax revenue is allocated to DHCS to use as the nonfederal share of health care expenditures in accordance with the annual state budget process.

LA County Top Procedure Counts: Ages 0-20 in CY 2021

Procedure	CDT	FFS	DMC	Total
Diagnostic	D0230 ^P	2,520,916	64,397	2,585,313
Diagnostic	D0120 ^P	605,883	34,664	640,547
Diagnostic	D0272 ^P	341,200	11,698	352,898
Diagnostic	D0220 ^P	220,938	26,702	247,640
Diagnostic	D0350 ^P	237,384	4,195	241,579
Preventive	D1120 ^d	810,873	36,253	847,126
Preventive	D1208 ^d	552,567	18,786	571,353
Preventive	D1351 ^d	483,140	29,932	513,072
Preventive	D1206 ^d	241,043	22,189	263,232
Preventive	D1310 ^d	220,252	9,868	230,120
Treatment	D9993 ^d	220,252	7,954	228,206
Treatment	D2150 ^P	180,568	3,851	184,419
Treatment	D7140 ^P	166,163	5,551	171,714
Treatment	D2392 ^P	144,044	11,932	155,976
Treatment	D9230	123,539	2,072	125,611
Orthodontic	D8670 ^P	23,324	2,483	25,807
Orthodontic	D8680 ^P	4,094	216	4,310
Orthodontic	D8080 ^P	2,966	244	3,210
Orthodontic	D8210	**	***	327
Orthodontic	D8692	222	11	233

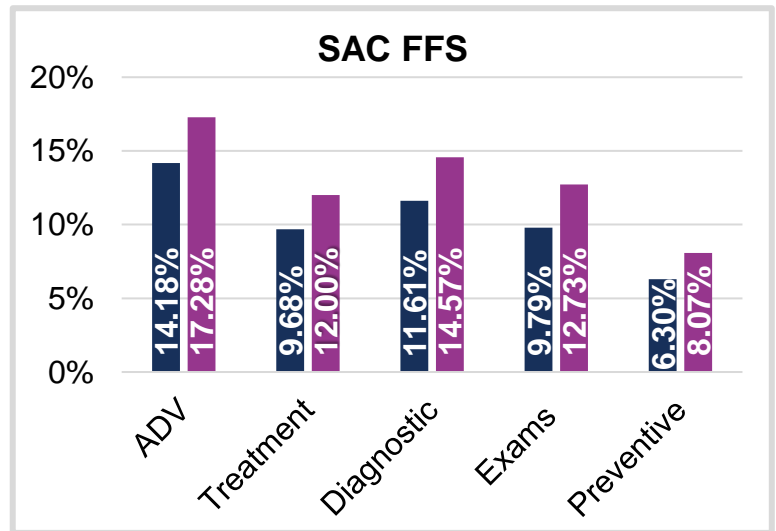
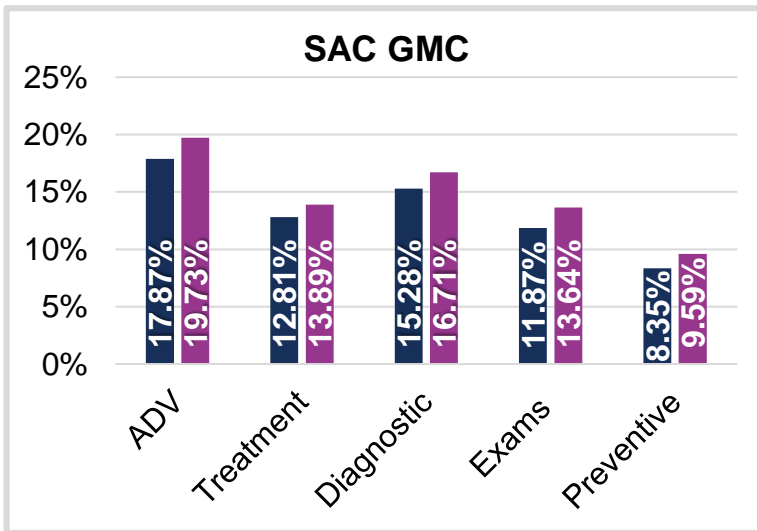
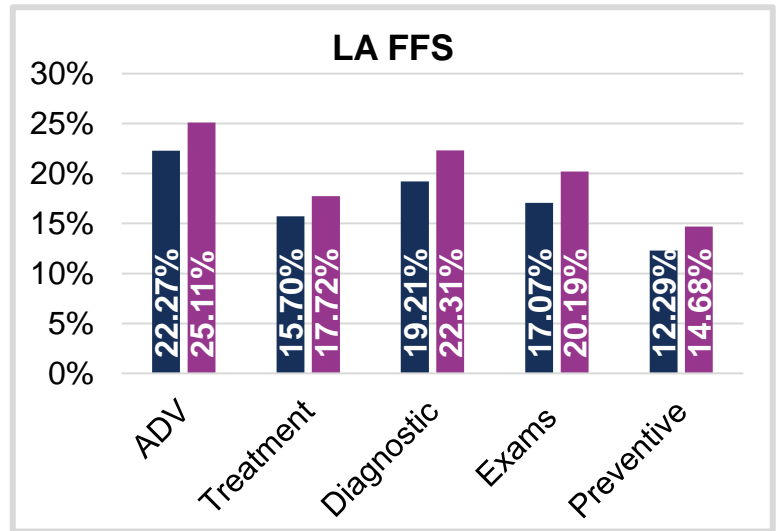
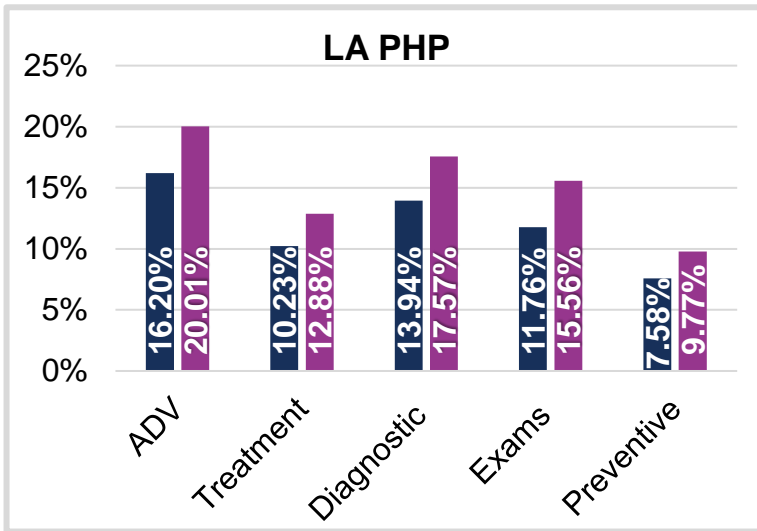
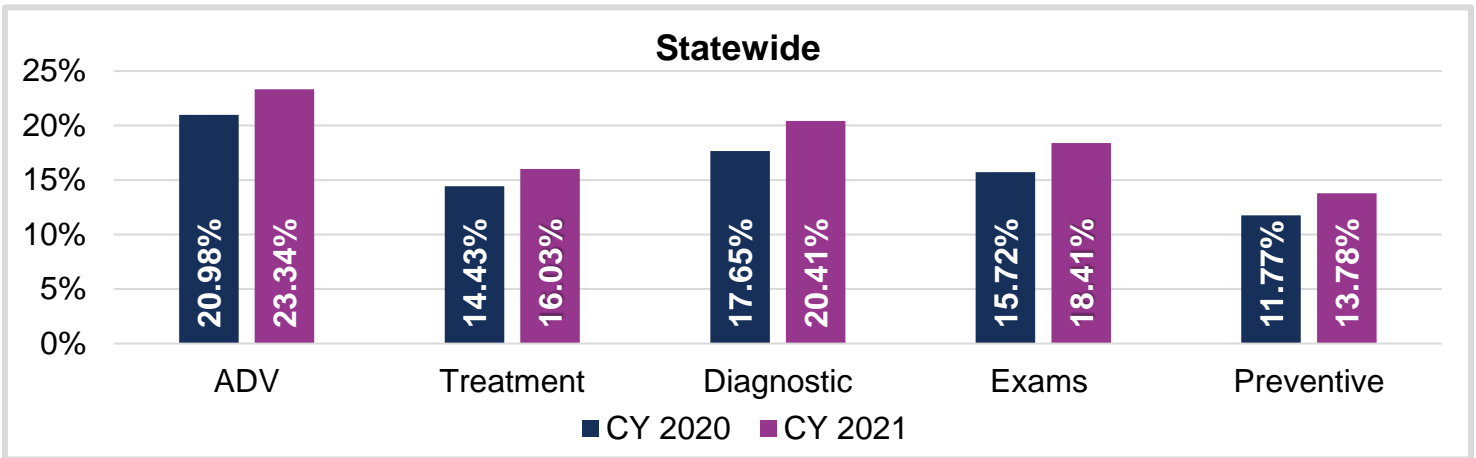
Source: DHCS Data Warehouse queried on April 16, 2022. CY 2021 data is preliminary and may change. * FFS and DMC, not including SNC. ** Cells suppressed for numbers less than 11.

*** Suppressed for complementary cells.



Medi-Cal Dental Services Division Los Angeles County Fact Sheet (May 2022)

Utilization in Ages 21+



Source: DHCS Data Warehouse as of April 2022 and includes SNC encounters. CY 2021 data is preliminary and may change as DHCS receives more claims through CY 2022 for CY 2021 dates of service. Please refer to the [High Level](#), [FFS](#) and [DMC](#) performance measures on the Medi-Cal Dental website for definitions and denominators for CY 2020 and CY 2021.



Medi-Cal Dental Services Division Los Angeles County Fact Sheet (May 2022)

Statewide Top Procedure Counts*: Ages 21+ in CY 2021

Procedure	CDT	FFS	DMC	Total
Diagnostic	D0230 ^P	2,448,104	88,490	2,536,594
Diagnostic	D0150 ^P	736,118	61,443	797,561
Diagnostic	D0210 ^P	535,962	41,275	577,237
Diagnostic	D0350 ^P	434,396	15,163	449,559
Diagnostic	D0120 ^P	393,726	33,147	426,873
Preventive	D1110 ^P	681,988	39,754	721,742
Preventive	D1208 ^P	359,413	12,001	371,414
Preventive	D1206 ^P	201,583	16,318	217,901
Preventive	D1330	0**	17,074	17,074
Preventive	D1999	304	15,579	15,883
Treatment	D4341 ^a	495,912	46,590	542,502
Treatment	D7210 ^P	444,780	37,601	482,381
Treatment	D9430 ^P	388,721	29,962	418,683
Treatment	D2392 ^P	309,206	24,523	333,729
Treatment	D2391 ^P	289,745	21,086	310,831
Orthodontic	D8670 ^P	49	892	941
Orthodontic	D8210	0	190	190
Orthodontic	D8680 ^P	60	109	169
Orthodontic	D8999	13	49	62
Orthodontic	D8080 ^P	***	****	42

a – Adult Dental Restoration:

Senate Bill 97 (Chapter 52, Statutes of 2017), effective January 1, 2018, fully restored optional dental benefits for Medi-Cal members ages 21 and older who were not restored in May 2014.

p – Proposition 56: Under Proposition-56, a specified portion of tobacco tax revenue is allocated to DHCS to use as the nonfederal share of health care expenditures in accordance with the annual state budget process.

LA County Top Procedure Counts: Ages 21+ in CY 2021

Procedure	CDT	FFS	DMC	Total
Diagnostic	D0230 ^P	966,191	42,880	1,009,071
Diagnostic	D0150 ^P	226,160	30,565	256,725
Diagnostic	D0210 ^P	158,214	21,603	179,817
Diagnostic	D0120 ^P	145,336	18,007	163,343
Diagnostic	D0220 ^P	123,587	24,128	147,715
Preventive	D1110 ^P	224,391	19,284	243,675
Preventive	D1208 ^P	113,528	6,470	119,998
Preventive	D1206 ^P	65,636	5,322	70,958
Preventive	D1330	0**	10,389	10,389
Preventive	D1999	82	4,573	4,655
Treatment	D4341 ^a	184,053	28,437	212,490
Treatment	D7210 ^P	127,909	15,047	142,956
Treatment	D9430 ^P	122,796	12,340	135,136
Treatment	D2392 ^P	96,879	9,571	106,450
Treatment	D2391 ^P	90,132	8,167	98,299
Orthodontic	D8670 ^P	11	331	342
Orthodontic	D8680 ^P	24	40	64
Orthodontic	D8210	0	59	59
Orthodontic	D8999	***	****	29
Orthodontic	D8080 ^P	0	22	22

Source: DHCS Data Warehouse queried on April 16, 2022. CY 2021 data is preliminary and may change. *FFS and DMC, not including SNC. **Not billable. *** Cells suppressed for numbers less than 11. **** Suppressed for complementary cells.