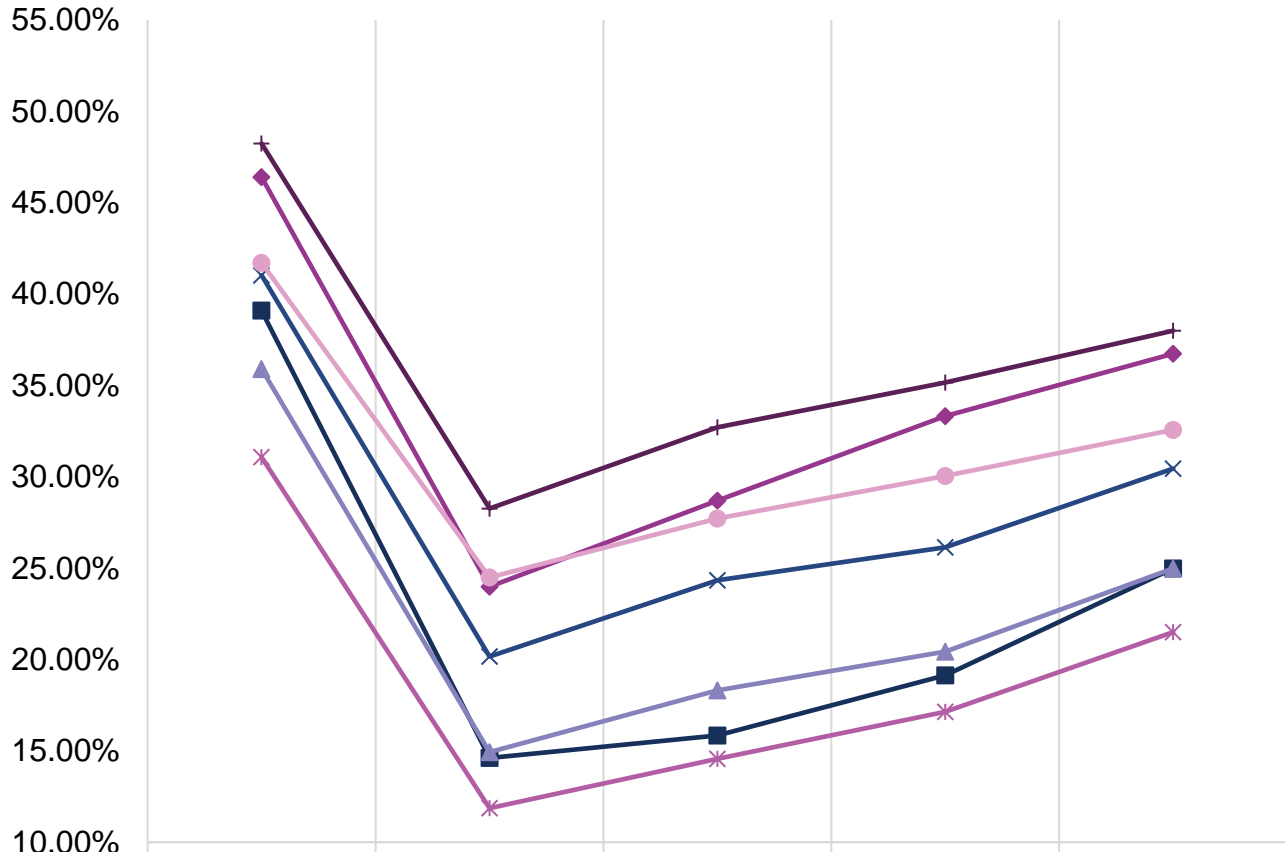




Dental Fee-For-Service (FFS) and Dental Managed Care (DMC) Performance Fact Sheet (September 2022)

Dental Utilization in Children Ages 0-20

Annual Dental Visits



	CY 2021	Jan - Apr 2022	Jan - May 2022	Jan - Jun 2022	Jan - Jul 2022
◆ FFS	46.40%	23.98%	28.70%	33.31%	36.74%
■ Access LA	39.09%	14.61%	15.84%	19.14%	24.98%
▲ Health Net LA	35.90%	14.93%	18.31%	20.43%	24.99%
✕ Liberty LA	41.03%	20.16%	24.33%	26.13%	30.44%
* Access Sac	31.07%	11.86%	14.56%	17.14%	21.50%
● Health Net Sac	41.71%	24.49%	27.71%	30.04%	32.57%
+ Liberty Sac	48.24%	28.26%	32.71%	35.15%	37.99%

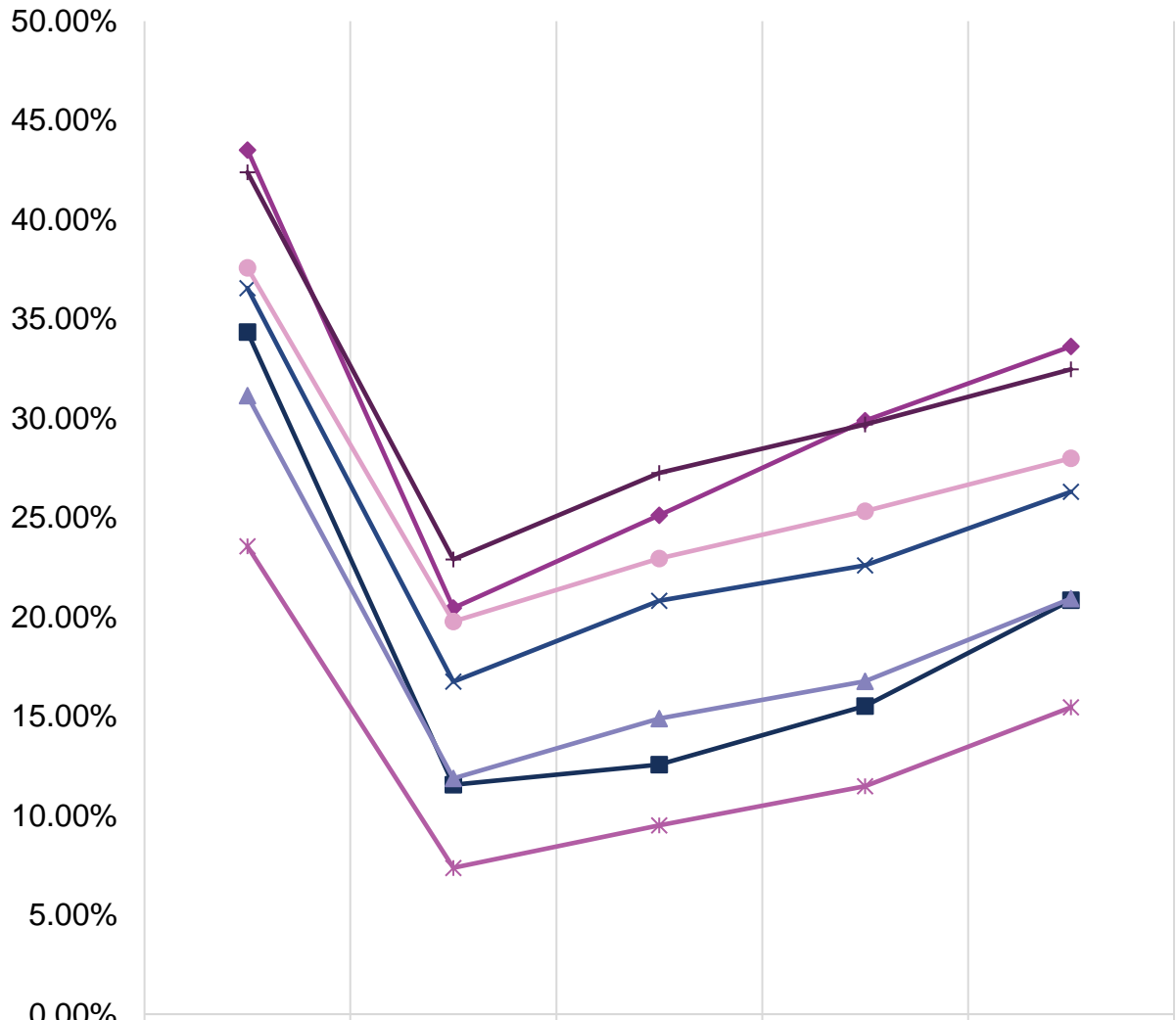
Utilization is calculated based on:

- **Numerator:** Number of members in the denominator who received any dental service (Current Dental Terminology (CDT) D0100-D9999 or Current Procedural Terminology (CPT) 99188), including dental encounters at safety net clinics (SNCs).
- **Denominator:** Number of members with at least 90 days continuous enrollment in the same plan during the measurement period.



Dental Fee-For-Service (FFS) and Dental Managed Care (DMC) Performance Fact Sheet (September 2022)

Preventive Services



	CY 2021	Jan - Apr 2022	Jan - May 2022	Jan - Jun 2022	Jan - Jul 2022
◆ FFS	43.52%	20.45%	25.12%	29.88%	33.63%
■ Access LA	34.35%	11.55%	12.56%	15.51%	20.85%
▲ Health Net LA	31.14%	11.87%	14.88%	16.77%	20.93%
× Liberty LA	36.56%	16.74%	20.82%	22.60%	26.30%
* Access Sac	23.56%	7.37%	9.51%	11.48%	15.45%
● Health Net Sac	37.58%	19.77%	22.94%	25.33%	28.00%
+ Liberty Sac	42.39%	22.90%	27.25%	29.70%	32.47%

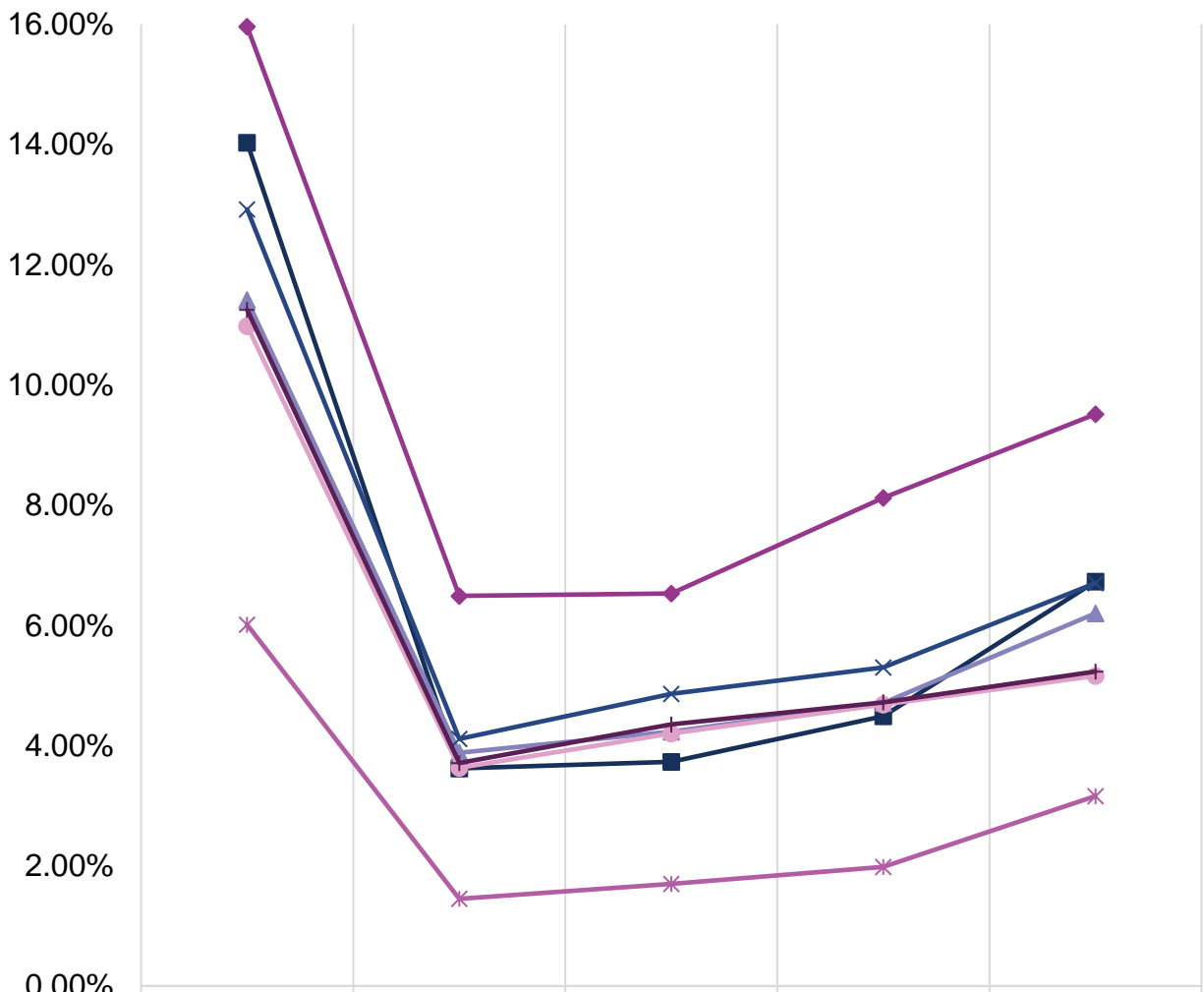
Utilization is calculated based on:

- **Numerator:** Number of members in the denominator who received any preventive dental service (CDT D1000-D1999 or CPT Code 99188), including dental encounters at SNCs.
- **Denominator:** Number of members with at least 90 days continuous enrollment in the same plan during the measurement period.



Dental Fee-For-Service (FFS) and Dental Managed Care (DMC) Performance Fact Sheet (September 2022)

Sealant for Ages 6-9



	CY 2021	Jan - Apr 2022	Jan - May 2022	Jan - Jun 2022	Jan-Jul 2022
◆ FFS	15.96%	6.49%	6.53%	8.12%	9.51%
■ Access LA	14.03%	3.62%	3.73%	4.49%	6.73%
▲ Health Net LA	11.41%	3.88%	4.23%	4.71%	6.20%
× Liberty LA	12.92%	4.11%	4.86%	5.30%	6.70%
* Access Sac	6.01%	1.45%	1.70%	1.98%	3.16%
● Health Net Sac	10.98%	3.63%	4.20%	4.68%	5.16%
◆ Liberty Sac	11.25%	3.71%	4.35%	4.72%	5.23%

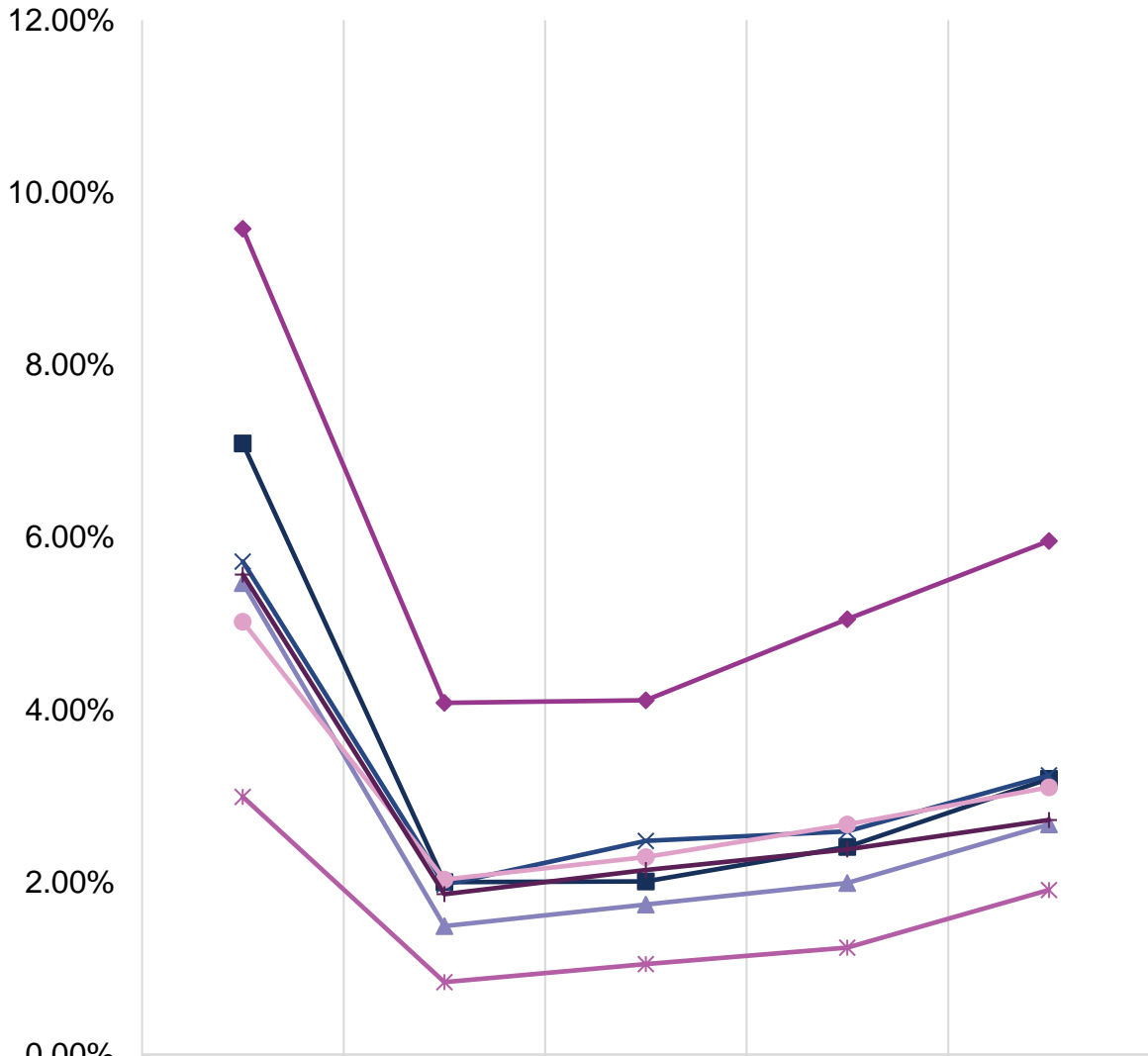
Utilization is calculated based on:

- **Numerator:** Number of members in the denominator who received a dental sealant (D1351) on a permanent first molar, including dental encounters at SNCs.
- **Denominator:** Number of members ages 6-9 with at least 90 days continuous enrollment in the same plan during the measurement period.



Dental Fee-For-Service (FFS) and Dental Managed Care (DMC) Performance Fact Sheet (September 2022)

Sealant For Ages 10-14



	CY 2021	Jan - Apr 2022	Jan - May 2022	Jan - Jun 2022	Jan - Jul 2022
◆ FFS	9.58%	4.08%	4.11%	5.05%	5.96%
■ Access LA	7.09%	2.00%	2.01%	2.41%	3.20%
▲ Health Net LA	5.47%	1.49%	1.74%	1.99%	2.67%
✕ Liberty LA	5.72%	1.97%	2.48%	2.59%	3.24%
* Access Sac	2.99%	0.84%	1.05%	1.24%	1.91%
● Health Net Sac	5.02%	2.03%	2.29%	2.67%	3.10%
— Liberty Sac	5.57%	1.86%	2.14%	2.38%	2.72%

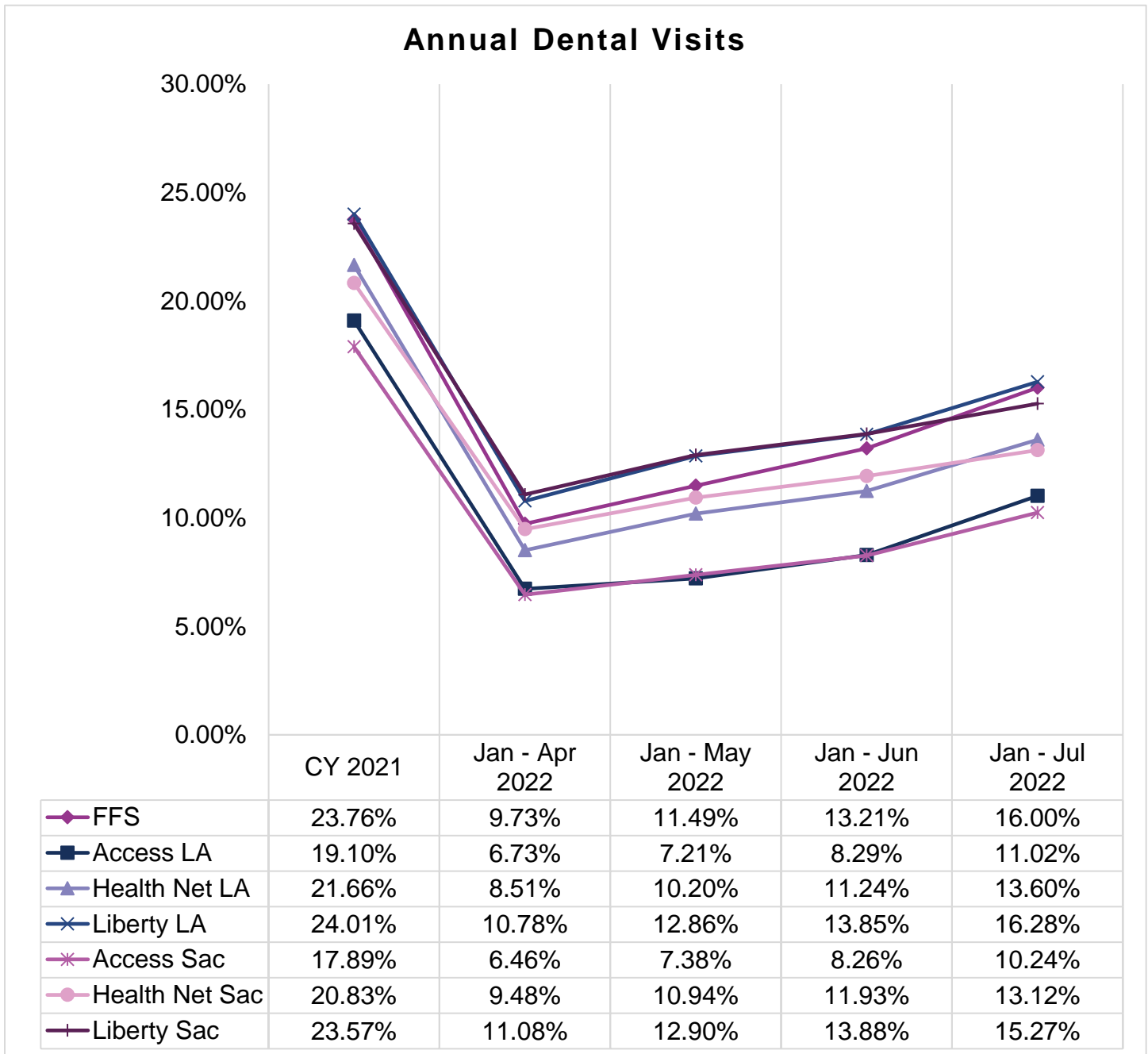
Utilization is calculated based on:

- **Numerator:** Number of members in the denominator who received a dental sealant (D1351) on a permanent second molar, including dental encounters at SNCs.
- **Denominator:** Number of members ages 10-14 with at least 90 days continuous enrollment in the same plan during the measurement period.



Dental Fee-For-Service (FFS) and Dental Managed Care (DMC) Performance Fact Sheet (September 2022)

Dental Utilization in Adults Ages 21+



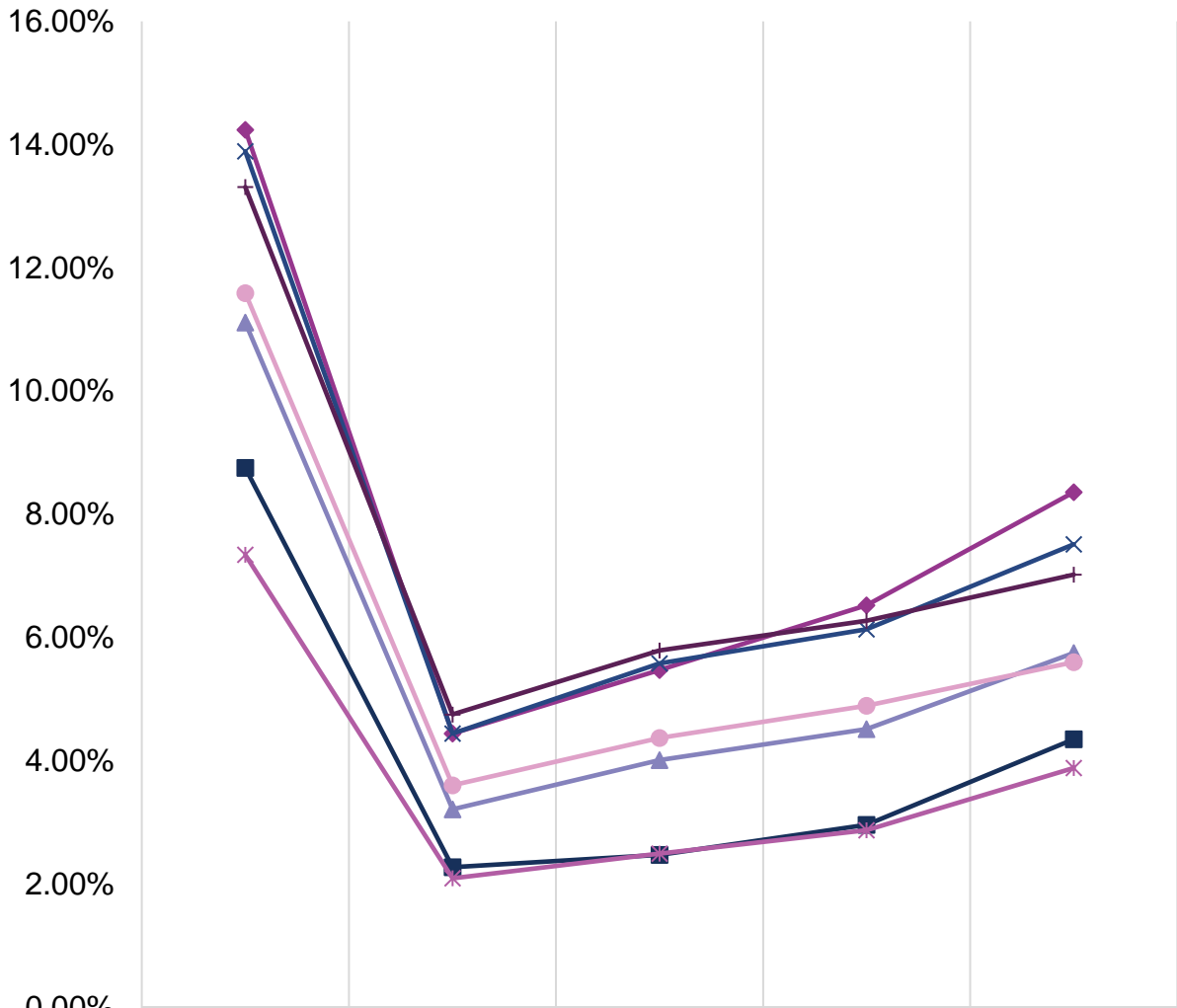
Utilization is calculated based on:

- **Numerator:** Number of members in the denominator who received any dental service (CDT D0100-D9999), including dental encounters at SNCs.
- **Denominator:** Number of members with at least 90 days continuous enrollment in the same plan during the measurement period.



Dental Fee-For-Service (FFS) and Dental Managed Care (DMC) Performance Fact Sheet (September 2022)

Preventive Services



	CY 2021	Jan - Apr 2022	Jan - May 2022	Jan - Jun 2022	Jan - Jul 2022
◆ FFS	14.24%	4.44%	5.47%	6.52%	8.36%
■ Access LA	8.75%	2.27%	2.47%	2.96%	4.35%
▲ Health Net LA	11.11%	3.21%	4.01%	4.51%	5.75%
× Liberty LA	13.89%	4.44%	5.58%	6.13%	7.51%
* Access Sac	7.34%	2.09%	2.49%	2.87%	3.88%
● Health Net Sac	11.59%	3.60%	4.37%	4.89%	5.60%
+ Liberty Sac	13.31%	4.75%	5.79%	6.27%	7.02%

Utilization is calculated based on:

- **Numerator:** Number of members in the denominator who received any preventive dental service (CDT D1000-D1999), including dental encounters at SNCs.
- **Denominator:** Number of members with at least 90 days continuous enrollment in the same plan during the measurement period.



Dental Fee-For-Service (FFS) and Dental Managed Care (DMC) Performance Fact Sheet (September 2022)

Data Source for all the Charts: FFS claims processed through the California Dental Medicaid Management Information System (CD-MMIS); DMC claims received via encounter data submission from the DMC plans; CPT 99188 and SNC claims processed through the California Medicaid Management Information System (CA-MMIS) as of November 30, 2022.

Rendering Provider Data July 2022

Los Angeles and surrounding counties

Category	Count	Percentage
FFS Only	5,730	83%
FFS and DMC	1,052	15%
DMC Only	129	2%
Total Unduplicated Providers	6,911	100%

Sacramento and surrounding counties

Category	Count	Percentage
FFS Only	145	31%
FFS and DMC	228	49%
DMC Only	92	20%
Total Unduplicated Providers	465	100%

Data Source: Count of providers enrolled in July 2022, who also provided services within the last one year in dental offices or SNCs within Los Angeles, Sacramento, and surrounding counties (Orange, Riverside, San Bernardino, Ventura, Yolo, Placer, and El Dorado). FFS provider counts provided by the Administrative Services Organization and DMC provider counts are provided by the DMC plans. The providers are matched with claims for dates of services between August 1, 2021 and July 31, 2022, as of September 13, 2022, to identify the county the providers served.