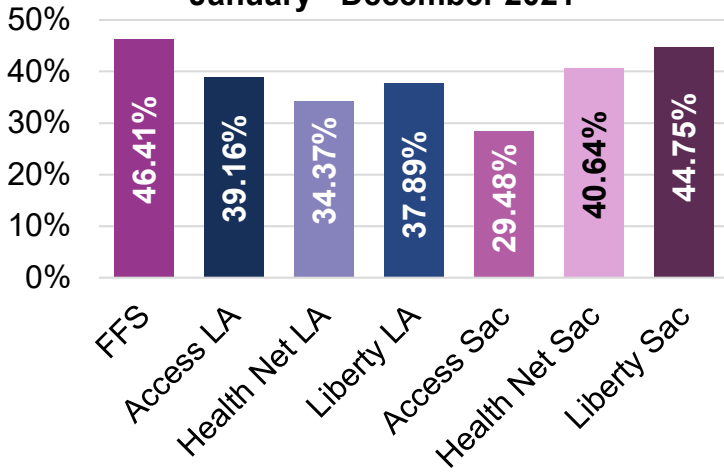




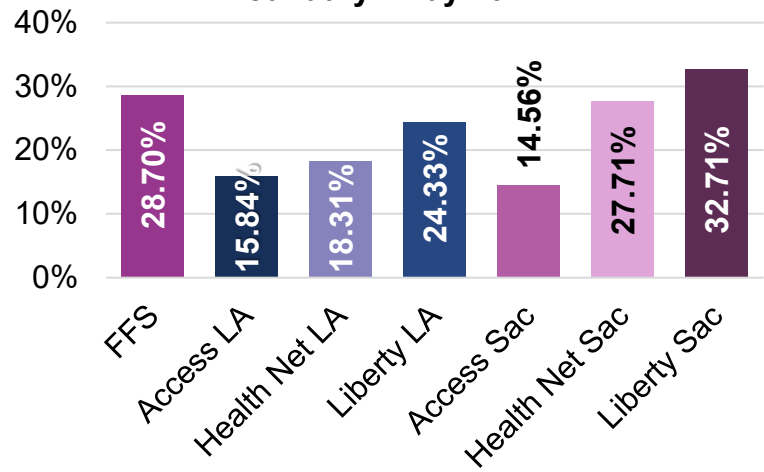
Dental Fee-For-Service (FFS) and Dental Managed Care (DMC) Performance Fact Sheet (July 2022)

Dental Utilization in Children Ages 0-20

**Annual Dental Visits
January - December 2021**



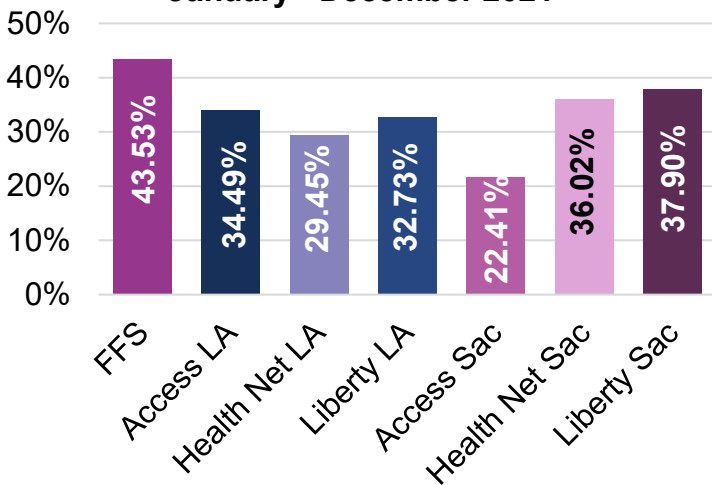
**Annual Dental Visits
January - May 2022**



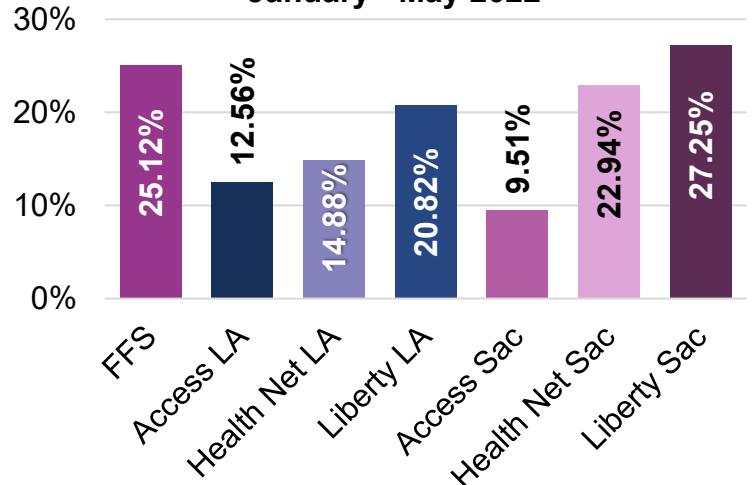
Utilization is calculated based on:

- **Numerator:** Number of members in the denominator who received any dental service (Current Dental Terminology (CDT) D0100-D9999 or Current Procedural Terminology (CPT) 99188), including dental encounters at safety net clinics (SNCs).
- **Denominator:** Number of members with at least 90 days continuous enrollment in the same plan during the measurement period.

**Preventive Services
January - December 2021**



**Preventive Services
January - May 2022**

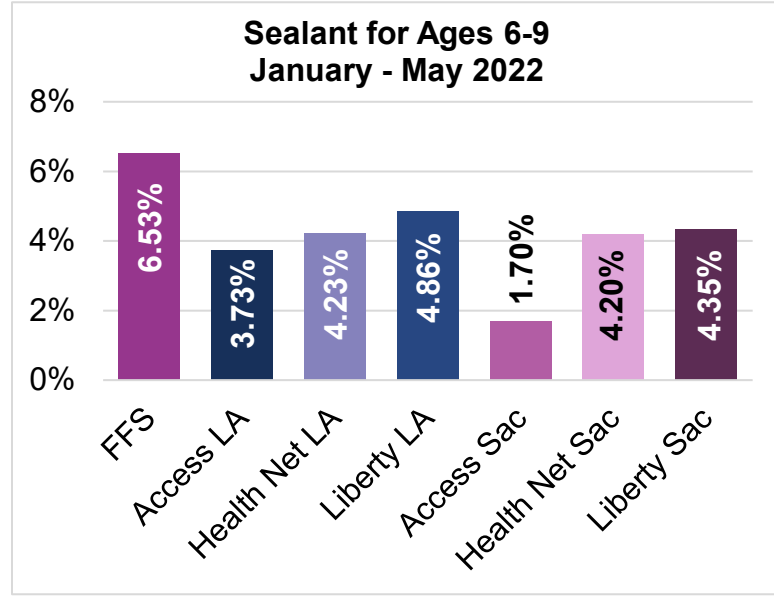
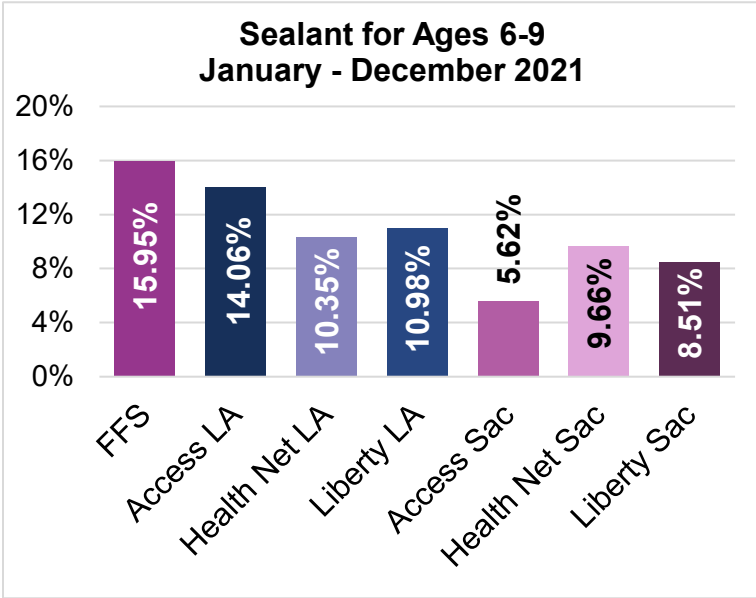


Utilization is calculated based on:

- **Numerator:** Number of members in the denominator who received any preventive dental service (CDT D1000-D1999 or CPT Code 99188), including dental encounters at SNCs.
- **Denominator:** Number of members with at least 90 days continuous enrollment in the same plan during the measurement period.

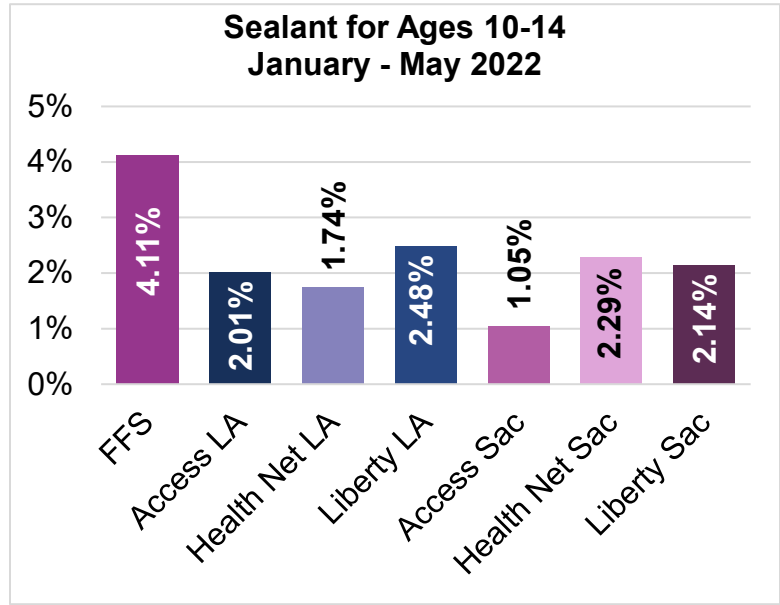
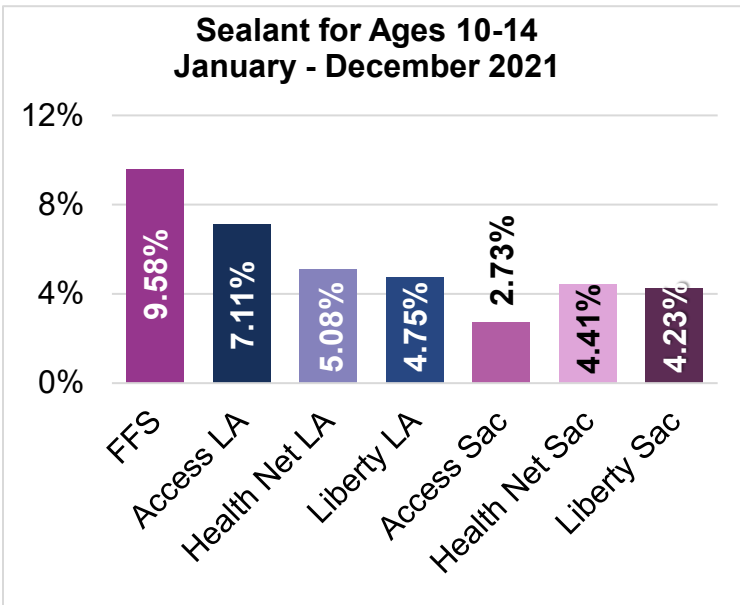


Dental Fee-For-Service (FFS) and Dental Managed Care (DMC) Performance Fact Sheet (July 2022)



Utilization is calculated based on:

- **Numerator:** Number of members in the denominator who received a dental sealant (D1351) on a permanent first molar, including dental encounters at SNCs.
- **Denominator:** Number of members ages 6-9 with at least 90 days continuous enrollment in the same plan during the measurement period.



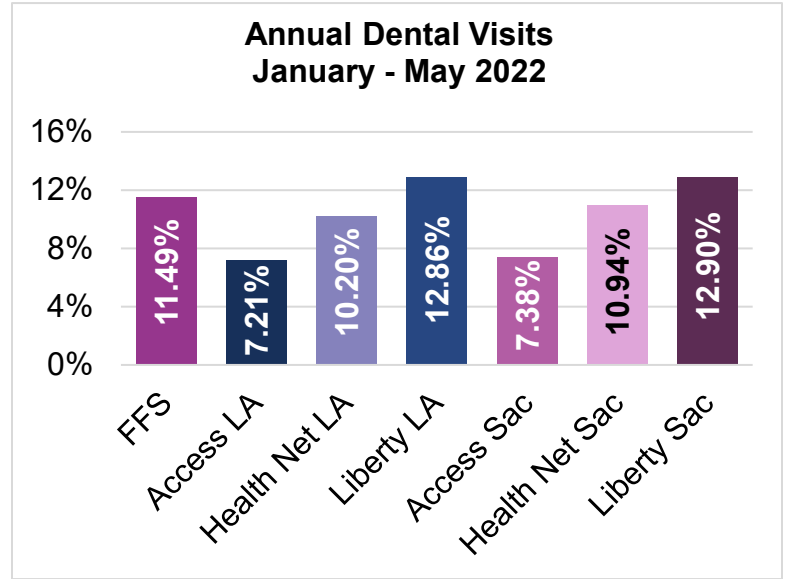
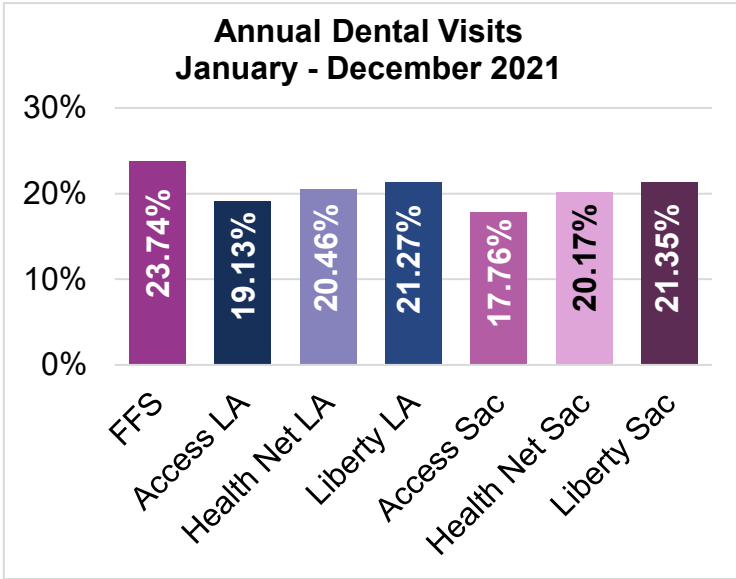
Utilization is calculated based on:

- **Numerator:** Number of members in the denominator who received a dental sealant (D1351) on a permanent second molar, including dental encounters at SNCs.
- **Denominator:** Number of members ages 10-14 with at least 90 days continuous enrollment in the same plan during the measurement period.



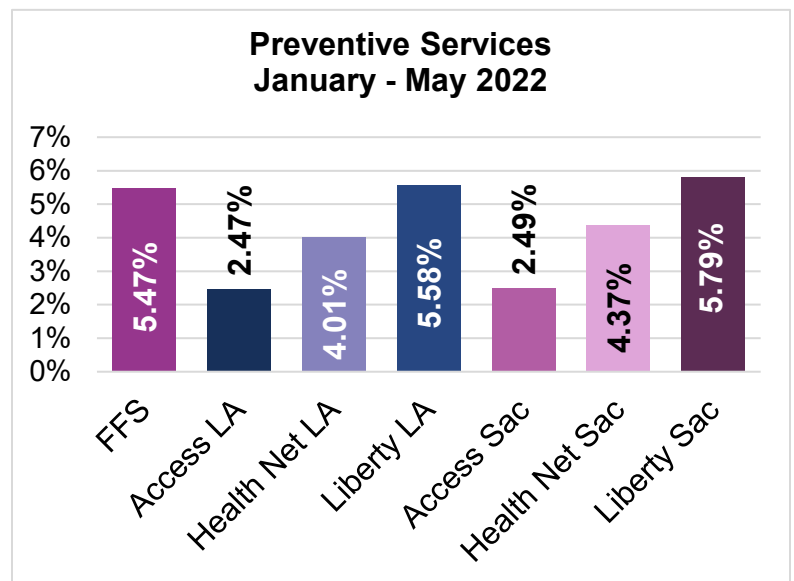
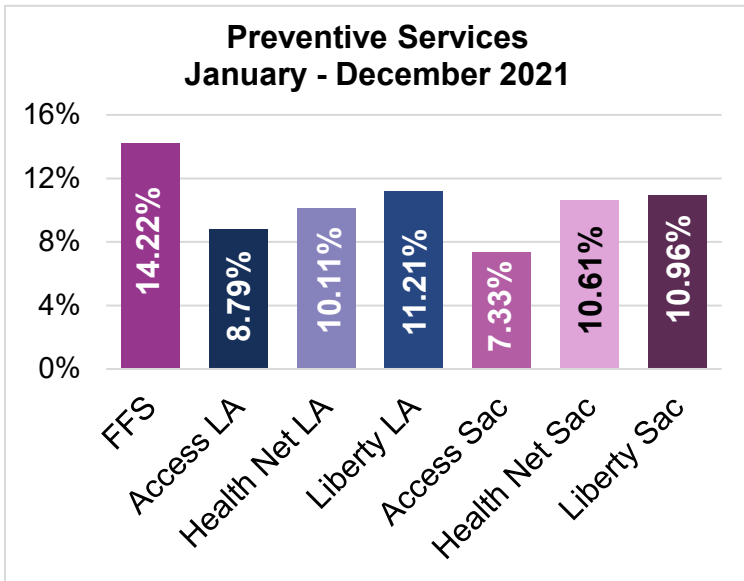
Dental Fee-For-Service (FFS) and Dental Managed Care (DMC) Performance Fact Sheet (July 2022)

Dental Utilization in Adults Ages 21+



Utilization is calculated based on:

- **Numerator:** Number of members in the denominator who received any dental service (CDT D0100-D9999 or CPT Code 99188), including dental encounters at SNCs.
- **Denominator:** Number of members with at least 90 days continuous enrollment in the same plan during the measurement period.



Utilization is calculated based on:

- **Numerator:** Number of members in the denominator who received any preventive dental service (CDT D1000-D1999 or CPT Code 99188), including dental encounters at SNCs.
- **Denominator:** Number of members with at least 90 days continuous enrollment in the same plan during the measurement period.



Dental Fee-For-Service (FFS) and Dental Managed Care (DMC) Performance Fact Sheet (July 2022)

Data Source for all the Charts: FFS claims processed through the California Dental Medicaid Management Information System (CD-MMIS); DMC claims received via encounter data submission from the DMC plans; CPT 99188 and SNC claims processed through the California Medicaid Management Information System (CA-MMIS) as of July 20, 2022.

Rendering Provider Data May 2022

Los Angeles and surrounding counties

Category	Count	Percentage
FFS Only	5,783	84%
FFS and DMC	976	14%
DMC Only	121	2%
Total Unduplicated Providers	6,880	100%

Sacramento and surrounding counties

Category	Count	Percentage
FFS Only	200	42%
FFS and DMC	204	43%
DMC Only	72	15%
Total Unduplicated Providers	476	100%

Data Source: Count of providers enrolled in May 2022, who also provided services within the last one year in dental offices or SNCs within Los Angeles, Sacramento, and surrounding counties (Orange, Riverside, San Bernardino, Ventura, Yolo, Placer, and El Dorado). FFS provider counts provided by the Administrative Services Organization and DMC provider counts are provided by the DMC plans. The providers are matched with claims for dates of services between June 1, 2021 and May 31, 2022, as of July 6, 2022, to identify the county the providers served.