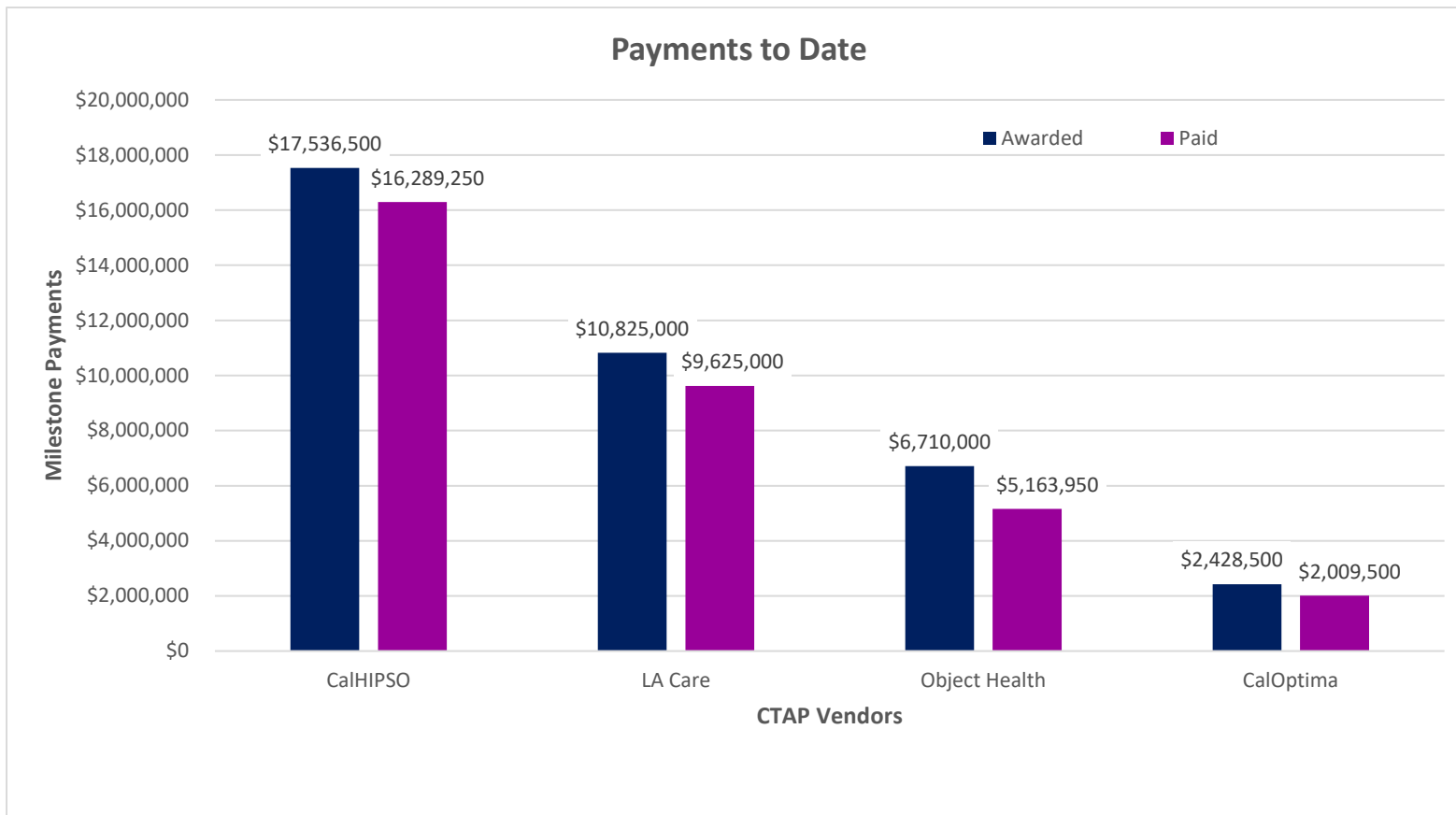




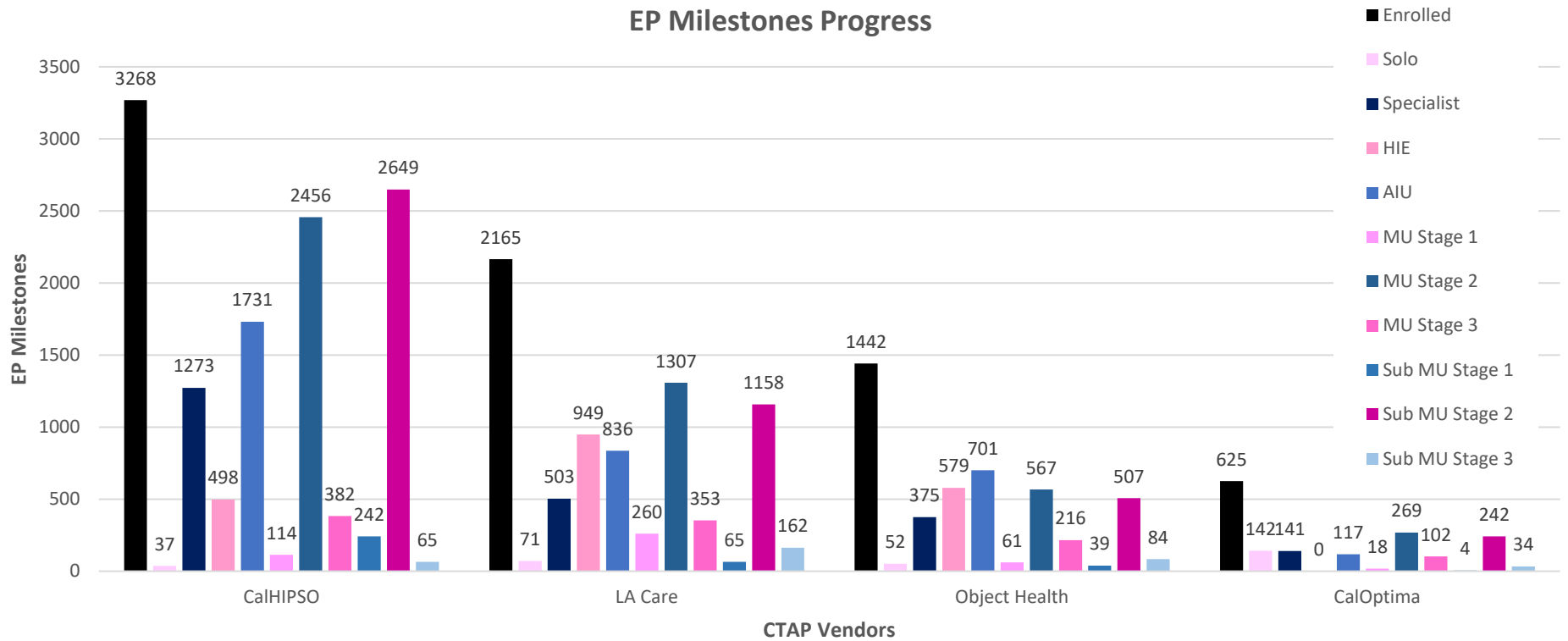
CTAP Performance Dashboard

November 2015 to September 2020



For the period of November 2015 to September 2020, CTAP has issued payments to CalHIPSO \$16,289,250; LA Care \$9,625,000; Object Health \$5,163,950; and CalOptima \$2,009,500.

EP Milestones Progress



CalHIPSO EP Milestones Progress

Enrolled:	3268
Solo:	37
Specialist:	1273
HIE:	498
AIU:	1731
MU S1:	114
MU S2:	2456
MU S3:	382
SubMU S1:	242
SubMU S2:	2649
SubMU S3:	65

LA Care EP Milestones Progress

Enrolled:	2165
Solo:	71
Specialist:	503
HIE:	949
AIU:	836
MU S1:	260
MU S2:	1307
MU S3:	353
SubMU S1:	65
SubMU S2:	1158
SubMU S3:	162

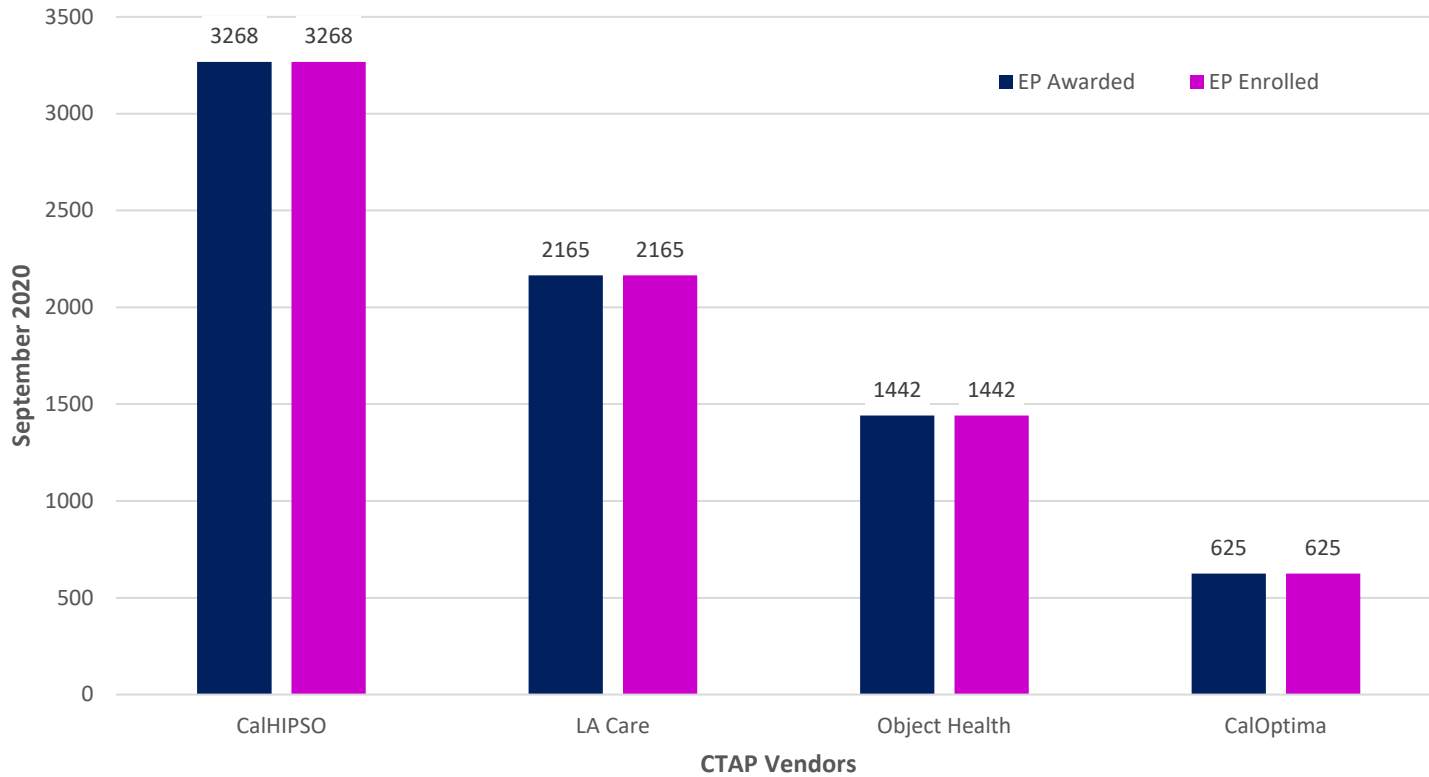
Object Health EP Milestones Progress

Enrolled:	1442
Solo:	52
Specialist:	375
HIE:	579
AIU:	701
MU S1:	61
MU S2:	567
MU S3:	216
SubMU S1:	39
SubMU S2:	507
SubMU S3:	84

CalOptima EP Milestones Progress

Enrolled:	625
Solo:	142
Specialist:	141
HIE:	0
AIU:	117
MU S1:	18
MU S2:	269
MU S3:	102
SubMU S1:	4
SubMU S2:	242
SubMU S3:	34

September 2020 Enrollment



CalHIPSO

Enrolled 3268 of 3268 EPs at 100% level cap

LA Care

Enrolled 2165 of 2165 EPs at 100% level cap

Object Health

Enrolled 1442 of 1442 EPs at 100% level cap

CalOptima

Enrolled 625 of 625 EPs at 100% level cap