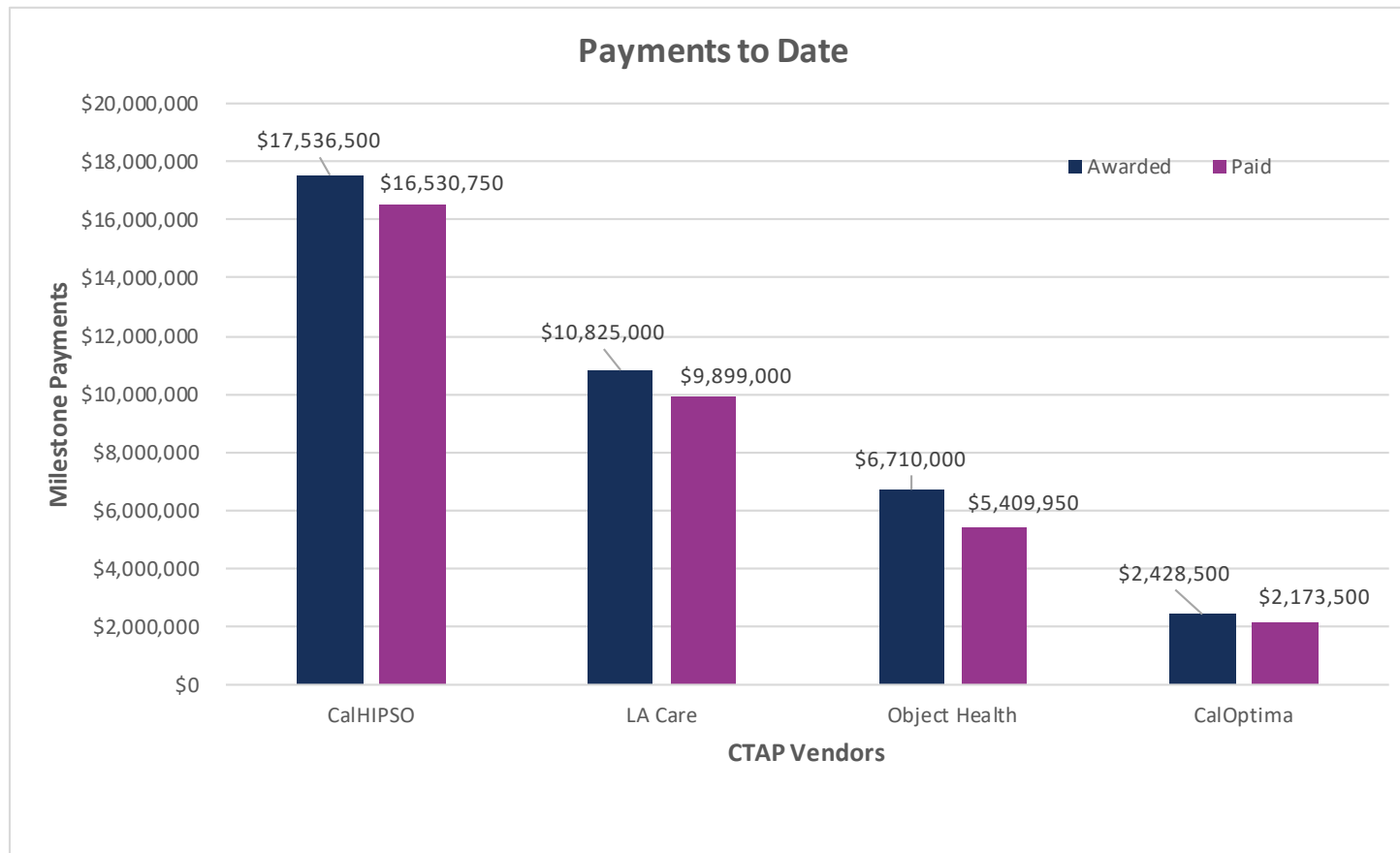




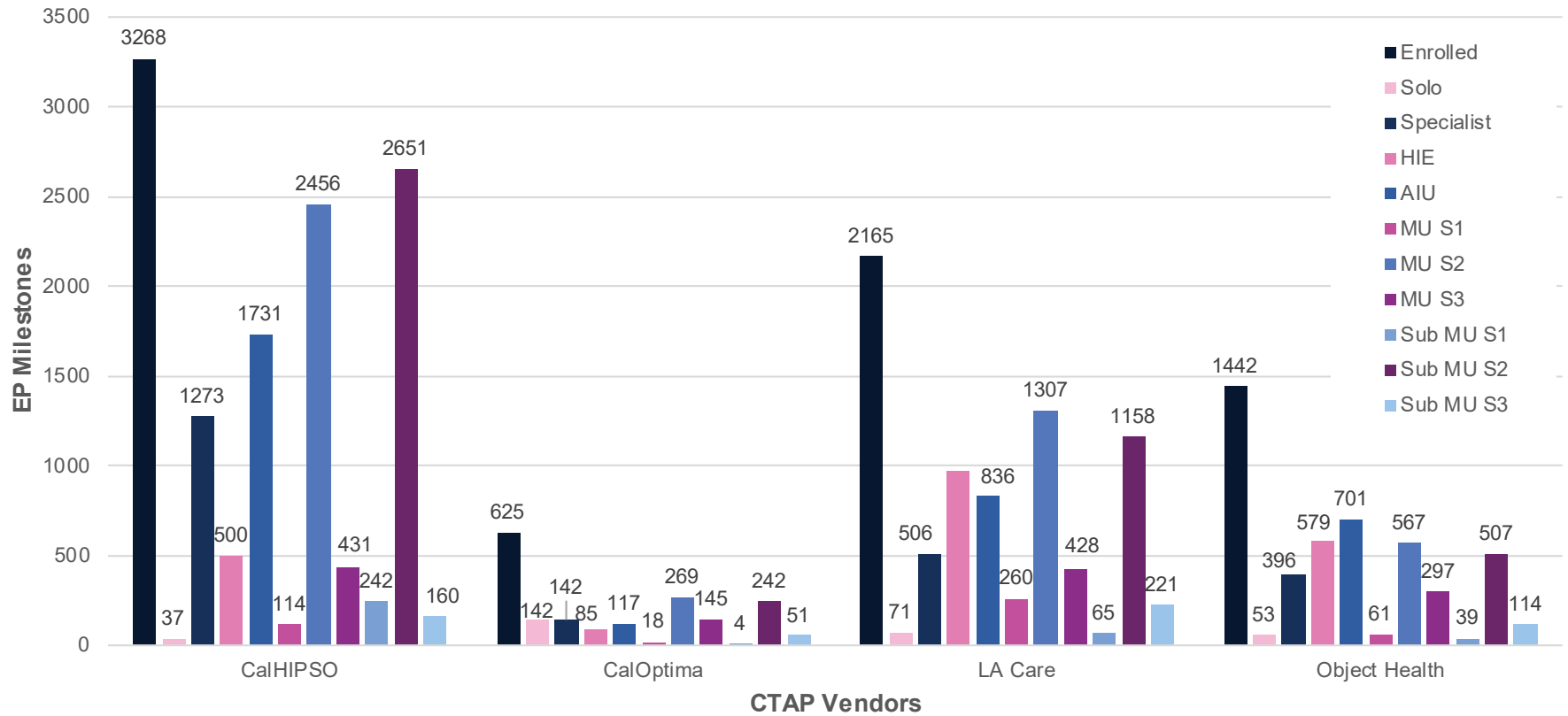
CTAP Performance Dashboard

November 2015 to November 2020 (Duration of CTAP Program)



For the duration of the CTAP program, from November 2015 to November 2020, CTAP has issued payments to CalHIPSO \$16,530,750; LA Care \$9,899,000; Object Health \$5,409,950; and CalOptima \$2,173,500. These totals include invoices processed on December 1, 2020 for inclusion in this final CTAP Performance Dashboard.

EP Milestones Progress



CalHIPSO EP Milestones Progress

Enrolled:	3268
Solo:	37
Specialist:	1273
HIE:	500
AIU:	1731
MU S1:	114
MU S2:	2456
MU S3:	431
SubMU S1:	242
SubMU S2:	2651
SubMU S3:	160

LA Care EP Milestones Progress

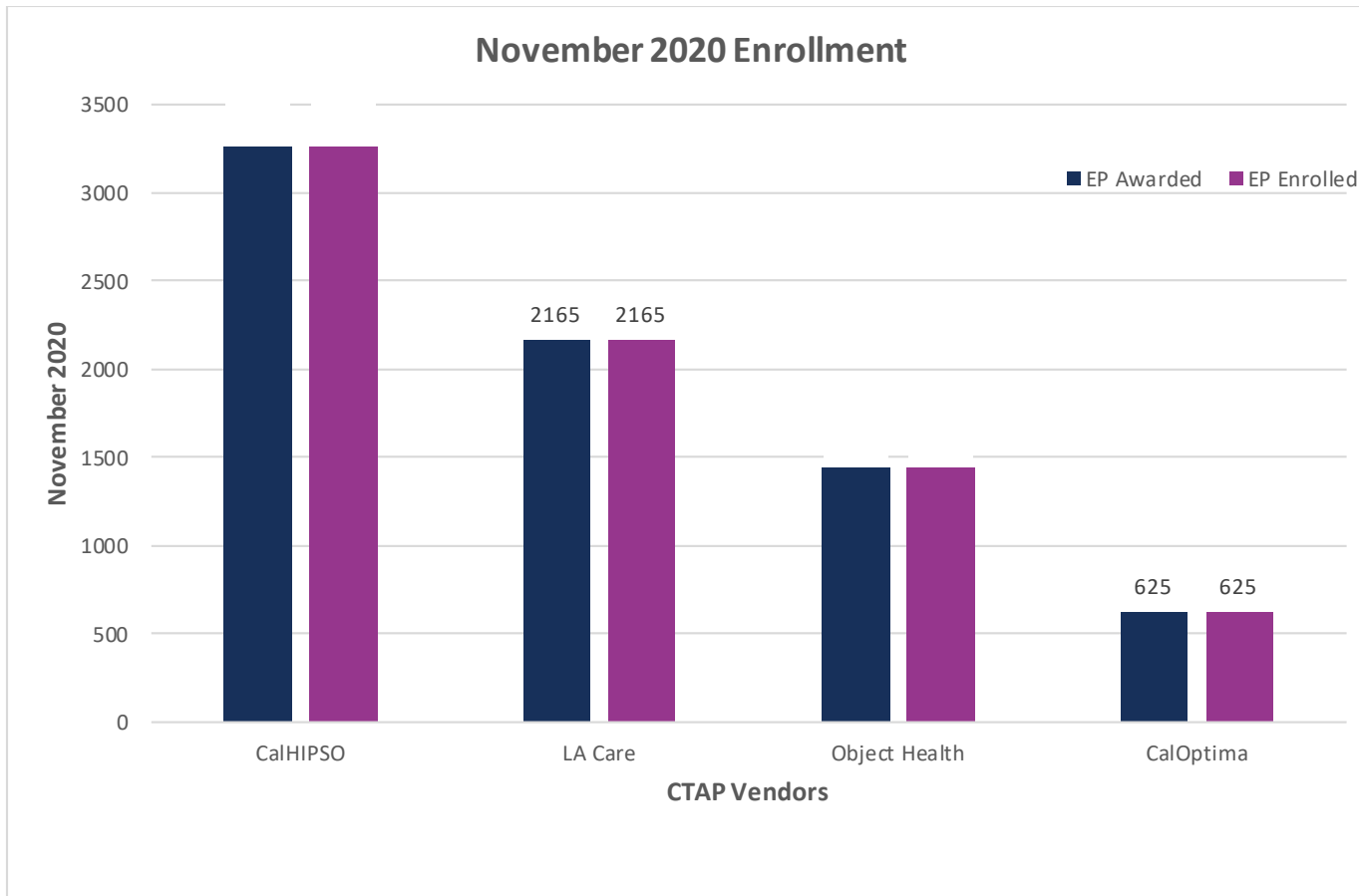
Enrolled:	2165
Solo:	71
Specialist:	506
HIE:	969
AIU:	836
MU S1:	260
MU S2:	1307
MU S3:	428
SubMU S1:	65
SubMU S2:	1158
SubMU S3:	221

Object Health EP Milestones Progress

Enrolled:	1442
Solo:	53
Specialist:	396
HIE:	579
AIU:	701
MU S1:	61
MU S2:	567
MU S3:	297
SubMU S1:	39
SubMU S2:	507
SubMU S3:	114

CalOptima EP Milestones Progress

Enrolled:	625
Solo:	142
Specialist:	142
HIE:	85
AIU:	117
MU S1:	18
MU S2:	269
MU S3:	145
SubMU S1:	4
SubMU S2:	242
SubMU S3:	51



CalHIPSO
Enrolled 3268 of 3268 EPs at 100% level cap

LA Care
Enrolled 2165 of 2165 EPs at 100% level cap

Object Health
Enrolled 1442 of 1442 EPs at 100% level cap

CalOptima
Enrolled 625 of 625 EPs at 100% level cap