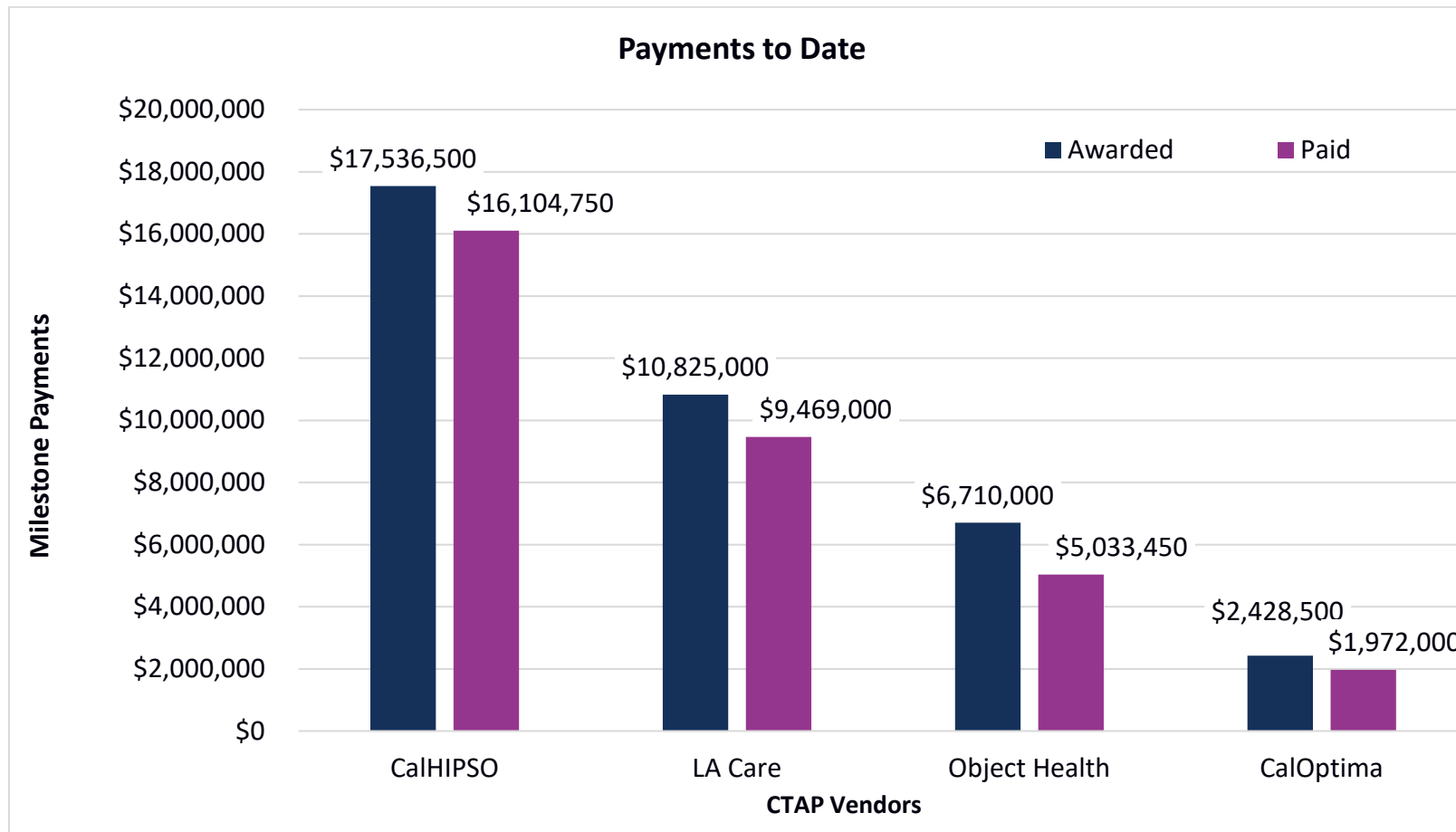


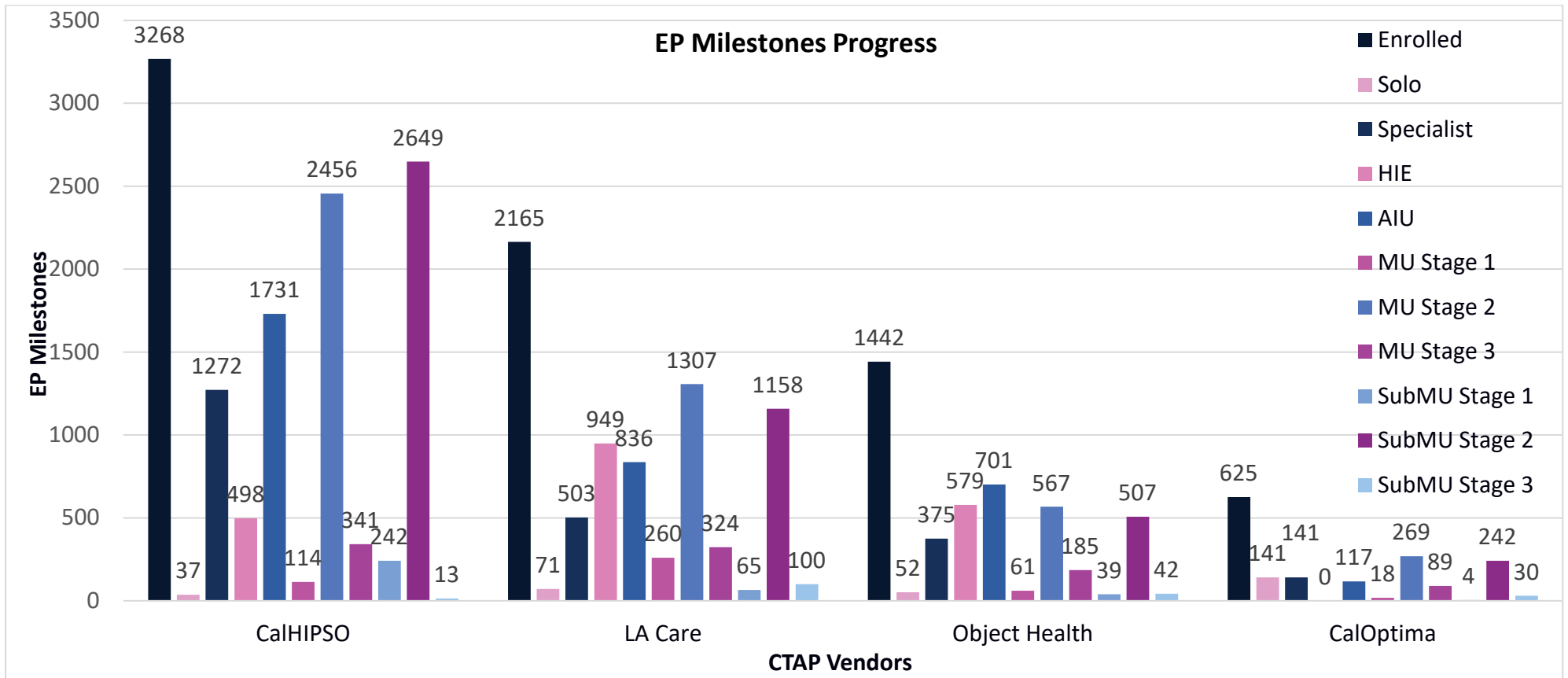


CTAP Performance Dashboard

November 2015 to July 2020



For the period of November 2015 to July 2020, CTAP has issued payments to CalHIPSO \$16,104,750; LA Care \$9,469,000; Object Health \$5,033,450; and CalOptima \$1,972,000.



CalHIPSO EP Milestones Progress

| | |
|-------------|------|
| Enrolled: | 3268 |
| Solo: | 37 |
| Specialist: | 1272 |
| HIE: | 498 |
| AIU: | 1731 |
| MU S1: | 114 |
| MU S2: | 2456 |
| MU S3: | 341 |
| SubMU S1: | 242 |
| SubMU S2: | 2649 |
| SubMU S3: | 13 |

LA Care EP Milestones Progress

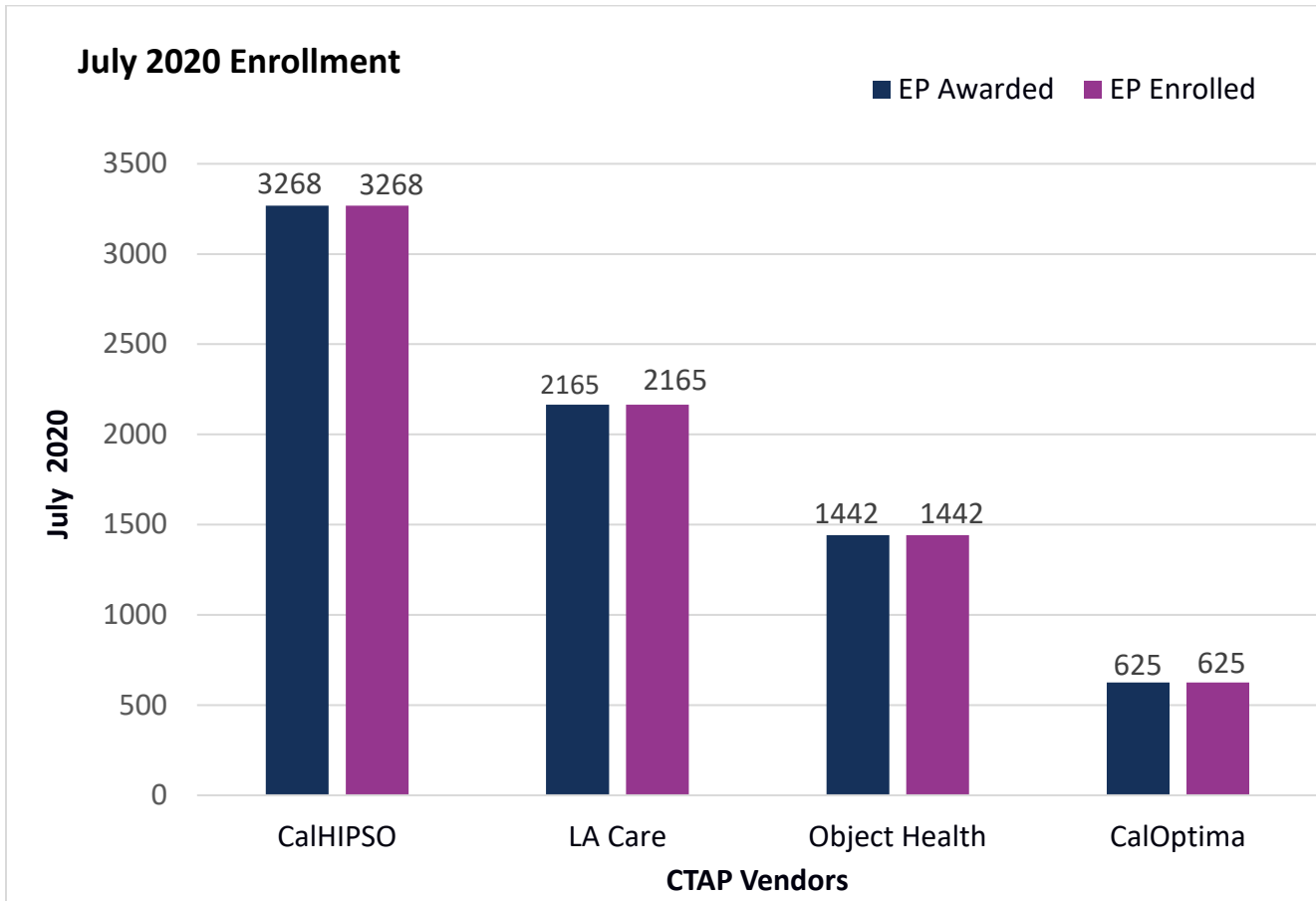
| | |
|-------------|------|
| Enrolled: | 2165 |
| Solo: | 71 |
| Specialist: | 503 |
| HIE: | 949 |
| AIU: | 836 |
| MU S1: | 260 |
| MU S2: | 1307 |
| MU S3: | 324 |
| SubMU S1: | 65 |
| SubMU S2: | 1158 |
| SubMU S3: | 100 |

Object Health EP Milestones Progress

| | |
|-------------|------|
| Enrolled: | 1442 |
| Solo: | 52 |
| Specialist: | 375 |
| HIE: | 579 |
| AIU: | 701 |
| MU S1: | 61 |
| MU S2: | 567 |
| MU S3: | 185 |
| SubMU S1: | 39 |
| SubMU S2: | 507 |
| SubMU S3: | 42 |

CalOptima EP Milestones Progress

| | |
|-------------|-----|
| Enrolled: | 625 |
| Solo: | 141 |
| Specialist: | 141 |
| HIE: | 0 |
| AIU: | 117 |
| MU S1: | 18 |
| MU S2: | 269 |
| MU S3: | 89 |
| SubMU S1: | 4 |
| SubMU S2: | 242 |
| SubMU S3: | 30 |



CalHIPSO
Enrolled 3268 of 3268 EPs at 100% level cap

LA Care
Enrolled 2165 of 2165 EPs at 100% level cap

Object Health
Enrolled 1442 of 1442 EPs at 100% level cap

CalOptima
Enrolled 625 of 625 EPs at 100% level cap

Note: Data in this dashboard is preliminary and subject to change.